

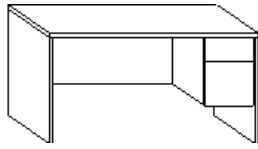
# DELTA SERIES

Model #	depth	width	height	weight	List Price		
					3mm PVC Edge	3mm Wood Edge	
<b>DESK SHELL</b>							
DD0N 304829	30	48	29-1/8	114	485	528	
DD0N 306029	30	60	29-1/8	128	521	562	
DD0N 307229	30	72	29-1/8	143	551	590	
DD0N 308429	30	84	29-1/8	159	584	623	
DD0N 309629	30	96	29-1/8	176	618	656	
DD0N 367229	36	72	29-1/8	168	646	689	
DD0N 368429	36	84	29-1/8	177	712	755	
DD0N 369629	36	96	29-1/8	185	753	796	



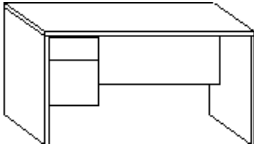
Full height drawer pedestals available, see Misc/Pedestals page M-1  
12"H mod panel supplied

<b>DESK, BOX/FILE RIGHT</b>							
DD2R 304829	30	48	29-1/8	143	724	767	
DD2R 306029	30	60	29-1/8	157	759	802	
DD2R 307229	30	72	29-1/8	172	784	825	
DD2R 366629	36	66	29-1/8	192	839	879	
DD2R 367229	36	72	29-1/8	197	860	903	



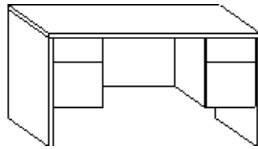
Plywood Drawers, 18"H Mod Panel

<b>DESK, BOX/FILE LEFT</b>							
DD2L 304829	30	48	29-1/8	143	724	767	
DD2L 306029	30	60	29-1/8	157	759	802	
DD2L 307229	30	72	29-1/8	172	784	825	
DD2L 366629	36	66	29-1/8	192	839	879	
DD2L 367229	36	72	29-1/8	197	860	903	



Plywood Drawers, 18"H Mod Panel

<b>DESK, BOX/FILE, BOX/FILE</b>							
DD4N 306029	30	60	29-1/8	186	962	1,005	
DD4N 307229	30	72	29-1/8	201	1,031	1,075	
DD4N 366629	36	66	29-1/8	221	1,074	1,117	
DD4N 367229	36	72	29-1/8	226	1,098	1,140	



Plywood Drawers, 18"H Mod Panel

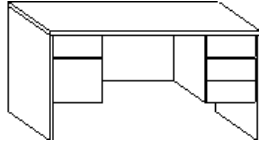
**OPTIONS:**

VCD	16"D Black Vinyl Clad Drawers on 3/4 height peds	deduct	(30)
HWP	Continuous hardwood pull (see Options page for metal pulls)		37
CDL	Center Drawer-13-3/8dx18wx2-1/4h box size with 21" long laminate face		106
CDH	Center Drawer-13-3/8dx18wx2-1/4h box size with 21" long hardwood face		125
CDC	Center Drawer-black, w/compartments 18dx21w (for units over 20" deep)		81
FM	Full Modesty Panel - 10 lbs		102
LF	Locking Face		75
SK	Sliding Keyboard Tray, matching laminate (11dx26w) - 7 lbs		170
CG	Cord Grommet - 2-3/16" diameter, specify Left, Right or Center		41
SCG	Square Cord Grommet - 2" x 3-1/4"		66
BCF	6" Bowed Conference Front		237
AKT-1	Articulating Keyboard Tray, black plastic, knob adjusting (10-3/4dx20-1/4w)		197
AKT-2	Articulating Keyboard Tray, black metal, lift/tilt adjusting (10-1/2dx25w)		303
FH	42" Perimeter Walls (3 sides)		336
Non-Standard Matte Laminate on Entire Unit (for quantities 3 or less)			add 40%



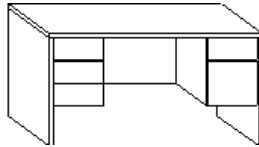
# DELTA SERIES

Model #	depth	width	height	weight	List Price	
					3mm	3mm
					PVC Edge	Wood Edge
<b>DESK, BOX/FILE LEFT, BOX/BOX/BOX RIGHT</b>						
DD5L 306029	30	60	29-1/8	186	960	1,003
DD5L 307229	30	72	29-1/8	201	1,035	1,072
DD5L 366629	36	66	29-1/8	221	1,071	1,114
DD5L 367229	36	72	29-1/8	226	1,095	1,138



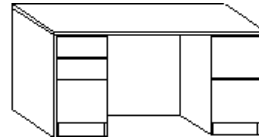
Plywood Drawers, 18"H Mod Panel

Model #	depth	width	height	weight	List Price	
					3mm	3mm
					PVC Edge	Wood Edge
<b>DESK, BOX/BOX/BOX LEFT, BOX/FILE RIGHT</b>						
DD5R 306029	30	60	29-1/8	186	960	1,003
DD5R 307229	30	72	29-1/8	201	1,035	1,072
DD5R 366629	36	66	29-1/8	221	1,071	1,114
DD5R 367229	36	72	29-1/8	226	1,095	1,138




Plywood Drawers, 18"H Mod Panel

Model #	depth	width	height	weight	List Price	
					3mm	3mm
					PVC Edge	Wood Edge
<b>DESK SHELL, BOX/BOX/FILE, FILE/FILE</b>						
DD5NN 3060E	30	60	29-1/8	289	1,785	1,828
DD5NN 3072E	30	72	29-1/8	302	1,813	1,856
DD5NN 3672E	36	72	29-1/8	317	1,911	1,954



Modular pedestals shipped unattached with unfinished top and back  
Full height modesty panel is standard, Plywood drawers

Model #	depth	width	height	weight	List Price	
					3mm	3mm
					PVC Edge	Wood Edge
<b>DESK TOP RISER</b>						
HDAN 124812	12	47-1/2	12	65	377	420
HDAN 126012	12	59-1/2	12	69	390	433
HDAN 126612	12	65-1/2	12	75	402	446
HDAN 127212	12	71-1/2	12	80	415	458
HDAN 128412	12	83-1/2	12	91	428	471
HDAN 129612	12	95-1/2	12	102	441	484



## OPTIONS:


VCD	16"D Black Vinyl Clad Drawers on 3/4 Height Peds	deduct	(30)
VCD	16"D Black Vinyl Clad Drawers on Full Height Peds	deduct	(58)
HWP	Continuous hardwood pull (see Options page for metal pulls)		37
CDL	Center Drawer-13-3/8dx18wx2-1/4h box size with 21" long laminate face		106
CDH	Center Drawer-13-3/8dx18wx2-1/4h box size with 21" long hardwood face		125
CDC	Center Drawer-black, w/compartments 18dx21w (for units over 20" deep)		81
FM	Full Modesty Panel - 10 lbs		102
LF	Locking Face		75
SK	Sliding Keyboard Tray, matching laminate (11dx26w) - 7 lbs		170
CG	Cord Grommet - 2-3/16" diameter, specify Left, Right or Center		41
SCG	Square Cord Grommet - 2" x 3-1/4"		66
BCF	6" Bowed Conference Front		237
AKT-1	Articulating Keyboard Tray, black plastic, knob adjusting (10-3/4dx20-1/4w)		197
AKT-2	Articulating Keyboard Tray, black metal, lift/tilt adjusting (10-1/2dx25w)		303
FH	42" Perimeter Walls (3 sides)		336
Non-Standard Matte Laminate on Entire Unit (for quantities 3 or less)			add 40%



# DELTA SERIES

**List Price**  
**3mm**      **3mm**  
**PVC Edge**   **Wood Edge**

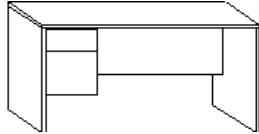
**Model #**                      **depth**      **width**      **height**      **weight**



### CREDENZA SHELL

Model #	depth	width	height	weight	3mm PVC Edge	3mm Wood Edge
CDON 214829	21	48	29-1/8	80	422	465
CDON 216029	21	60	29-1/8	89	461	504
CDON 216629	21	66	29-1/8	97	502	545
CDON 217229	21	72	29-1/8	105	517	560
CDON 218429	21	84	29-1/8	127	561	604
CDON 219629	21	96	29-1/8	145	604	647

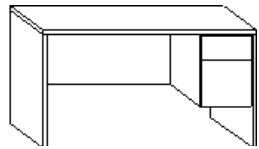
Full height drawer pedestals available, see Misc/Pedestals page M-1  
 12"H mod panel supplied



### CREDENZA, BOX/FILE LEFT

Model #	depth	width	height	weight	3mm PVC Edge	3mm Wood Edge
CD2L 216029	21	60	29-1/8	118	673	716
CD2L 216629	21	66	29-1/8	126	714	757
CD2L 217229	21	72	29-1/8	134	731	774

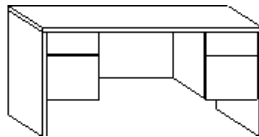
Plywood Drawers, 18"H Mod Panel



### CREDENZA, BOX/FILE RIGHT

Model #	depth	width	height	weight	3mm PVC Edge	3mm Wood Edge
CD2R 216029	21	60	29-1/8	118	673	716
CD2R 216629	21	66	29-1/8	126	714	757
CD2R 217229	21	72	29-1/8	134	731	774

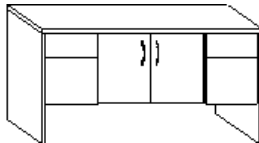
Plywood Drawers, 18"H Mod Panel



### CREDENZA, BOX/FILE, BOX/FILE

Model #	depth	width	height	weight	3mm PVC Edge	3mm Wood Edge
CD4N 216029	21	60	29-1/8	147	888	931
CD4N 216629	21	66	29-1/8	155	927	970
CD4N 217229	21	72	29-1/8	163	945	988

Plywood Drawers, 18"H Mod Panel



### CREDENZA, BOX/FILE, BOX/FILE, HD STORAGE

Model #	depth	width	height	weight	3mm PVC Edge	3mm Wood Edge
CD4H 216029	21	60	29-1/8	188	1,199	1,242
CD4H 216629	21	66	29-1/8	196	1,240	1,283
CD4H 217229	21	72	29-1/8	204	1,257	1,301

Hinged doors supplied with black metal pulls (MW), see Options page for other colors  
 One adjustable shelf supplied  
 Plywood Drawers, 18"H Mod Panel

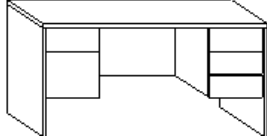
### OPTIONS:

<b>VCD</b>	<b>16"D Black Vinyl Clad Drawers on 3/4 Height Peds</b>	<b>(30)</b>
HWP	Continuous hardwood pull (see Options page for metal pulls)	37
CDL	Center Drawer-13-3/8dx18wx2-1/4h box size with 21" long laminate face	106
CDH	Center Drawer-13-3/8dx18wx2-1/4h box size with 21" long hardwood face	125
CDC	Center Drawer-black, w/compartments 18dx21w (for units over 20" deep)	81
FM	Full Modesty Panel - 10 lbs	102
LF	Locking Face	75
SK	Sliding Keyboard Tray, matching laminate (11dx26w) - 7 lbs	170
CG	Cord Grommet - 2-3/16" diameter, specify Left, Right or Center	41
SCG	Square Cord Grommet - 2" x 3-1/4"	66
BCF	6" Bowed Conference Front	237
AKT-1	Articulating Keyboard Tray, black plastic, knob adjusting (10-3/4dx20-1/4w)	197
AKT-2	Articulating Keyboard Tray, black metal, lift/tilt adjusting (10-1/2dx25w)	303
Non-Standard Matte Laminate on Entire Unit (for quantities 3 or less)		add 40%



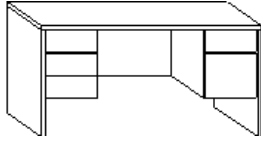
# DELTA SERIES

Model #	depth	width	height	weight	List Price	
					3mm	3mm
					PVC Edge	Wood Edge
<b>CREDENZA, BOX/FILE LEFT, BOX/BOX/BOX RIGHT</b>						
CD5L 216029	21	60	29-1/8	147	925	968
CD5L 216629	21	66	29-1/8	155	965	1,008
CD5L 217229	21	72	29-1/8	163	981	1,024
CD5L 218429	21	84	29-1/8	171	1,072	1,115
CD5L 219629	21	96	29-1/8	179	1,119	1,162



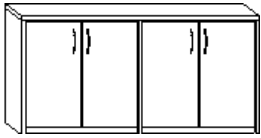
Plywood Drawers, 18"H Mod Panel

Model #	depth	width	height	weight	List Price	
					3mm	3mm
					PVC Edge	Wood Edge
<b>CREDENZA, BOX/BOX/BOX LEFT, BOX/FILE RIGHT</b>						
CD5R 216029	21	60	29-1/8	147	925	968
CD5R 216629	21	66	29-1/8	155	965	1,008
CD5R 217229	21	72	29-1/8	163	981	1,024
CD5L 218429	21	84	29-1/8	171	1,072	1,115
CD5L 219629	21	96	29-1/8	179	1,119	1,162



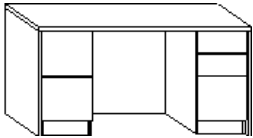
Plywood Drawers, 18"H Mod Panel

Model #	depth	width	height	weight	List Price	
					3mm	3mm
					PVC Edge	Wood Edge
<b>CREDENZA, HD STORAGE</b>						
CD0H 216029	21	60	29-1/8	146	947	990
CD0H 216629	21	66	29-1/8	154	980	1,023
CD0H 217229	21	72	29-1/8	162	994	1,037
CD0H 218429	21	84	29-1/8	174	1,041	1,084
CD0H 219629	21	96	29-1/8	182	1,064	1,107



Hinged doors supplied with black metal pulls (MW), see Options page for other colors  
One adjustable shelf per side supplied

Model #	depth	width	height	weight	List Price	
					3mm	3mm
					PVC Edge	Wood Edge
<b>CREDENZA, FILE/FILE, BOX/BOX/FILE</b>						
CD5NN 2160E	21	60	29-1/8	248	1,722	1,765
CD5NN 2172E	21	72	29-1/8	257	1,743	1,786
CD5NN 2184E	21	84	29-1/8	266	1,776	1,823
CD5NN 2196E	21	96	29-1/8	275	1,865	1,908

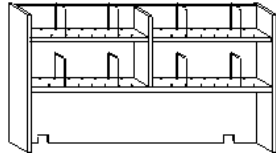


Full height pedestals supplied unattached with unfinished top and back  
Full height modesty panel is standard. 12"H mod panel available, please specify and deduct \$102. Plywood Drawers

## OPTIONS:

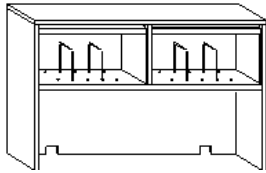
<b>VCD</b>	<b>16"D Black Vinyl Clad Drawers on Full Height Peds</b>	<b>deduct</b>	<b>(45)</b>
<b>VCD</b>	<b>16"D Black Vinyl Clad Drawers on 3/4 Height Peds</b>	<b>deduct</b>	<b>(30)</b>
HWP	Continuous hardwood pull (see Options page for metal pulls)		37
CDL	Center Drawer-13-3/8dx18wx2-1/4h box size with 21" long laminate face		106
CDH	Center Drawer-13-3/8dx18wx2-1/4h box size with 21" long hardwood face		125
CDC	Center Drawer-black, w/compartments 18dx21w (for units over 20" deep)		81
FM	Full Modesty Panel - 10 lbs		102
LF	Locking Face		75
SK	Sliding Keyboard Tray, matching laminate (11dx26w) - 7 lbs		170
CG	Cord Grommet - 2-3/16" diameter, specify Left, Right or Center		41
SCG	Square Cord Grommet - 2" x 3-1/4"		66
BCF	6" Bowed Conference Front		237
AKT-1	Articulating Keyboard Tray, black plastic, knob adjusting (10-3/4dx20-1/4w)		197
AKT-2	Articulating Keyboard Tray, black metal, lift/tilt adjusting (10-1/2dx25w)		303
FH	42" Perimeter Walls (3 sides)		336
Non-Standard Matte Laminate on Entire Unit (for quantities 3 or less)			add 40%

# DELTA SERIES



Model #	depth	width	height	weight	List Price	
					3mm	3mm
					PVC Edge	Wood Edge
<b>OPEN STORAGE WITH 2 ADJUSTABLE SHELVES (1 EACH SIDE)</b>						
HDAN 124836	12	47-1/2	36	117	875	918
HDAN 126036	12	59-1/2	36	138	951	994
HDAN 126636	12	65-1/2	36	149	991	1,035
HDAN 127236	12	71-1/2	36	159	1,030	1,073
HDAN 128436	12	83-1/2	36	169	1,098	1,141
HDAN 129636	12	95-1/2	36	179	1,187	1,231

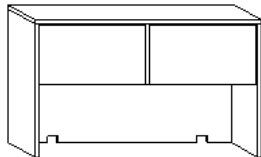
16" clearance below lower shelf



### TAMBOUR DOOR STORAGE

HDTN 164836	16	47-1/2	36	131	1,077	1,120
HDTN 166036	16	59-1/2	36	153	1,287	1,330
HDTN 166636	16	65-1/2	36	164	1,322	1,365
HDTN 167236	16	71-1/2	36	175	1,348	1,392
HDTN 168436	16	83-1/2	36	186	1,422	1,465
HDTN 169636	16	95-1/2	36	197	1,472	1,515

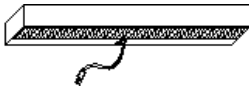
19" clearance below shelf. HWP's are standard on Tambour Doors.



### FLIPPER DOOR STORAGE

HDFN 164836	16	47-1/2	36	135	1,077	1,120
HDFN 166036	16	59-1/2	36	160	1,287	1,330
HDFN 166636	16	65-1/2	36	172	1,322	1,365
HDFN 167236	16	71-1/2	36	184	1,348	1,392
HDFN 168436	16	83-1/2	36	186	1,422	1,465
HDFN 169636	16	95-1/2	36	197	1,472	1,515

19" clearance below shelf



### TASKLIGHTS

TL-30		27-1/2		3		168
TL-36		33-1/2		3		184
TL-48		45-1/2		4		203
TL-60		57-1/2		5		254

6' black power cord. Square cord grommet in back below shelf is standard when a task light is ordered.

**NOTE:** Finished Back supplied. 2 Wire hoops per shelf area supplied.  
Valance or Support panel for Hutches over 72" wide is recommended  
48" Tambour and Flipper Door hutches have one door

### OPTIONS:

<b>UFB</b>	<b>Unfinished Back</b>	<b>deduct</b>	<b>(80)</b>
HWP	Continuous hardwood pull (see Options page for metal pulls)		37
WH	Wire Hoops (used to support shelved material)		14
FWG	2" Full Width Cord Gap (below back)	<b>deduct</b>	<b>(20)</b>
TDL	Tambour Door Lock		75
FDL	Flipper Door Lock		75
C	Increased Clearance, 24" clearance below 1st shelf, overall height 41"		63
PO	Paper Organizer with 5 Adjustable Black Masonite Shelves Below Shelf		265
VAL	Valance - 3"H (16" clearance to bottom of valance on closed storage hutch)		64
ATB	Fabric tack board for 48" wide Storage Hutch		134
	Fabric tack board for 60" wide Storage Hutch		152
	Fabric tack board for 66" wide Storage Hutch		169
	Fabric tack board for 72" wide Storage Hutch		181
	Fabric tack board for 84" wide Storage Hutch		210
	Fabric tack board for 96" wide Storage Hutch		239
Non-Standard Matte Laminate on Entire Unit (for quantities 3 or less)			add 40%

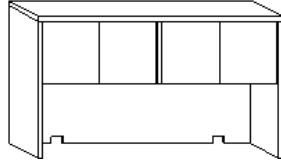




# DELTA SERIES

**List Price**  
**3mm PVC Edge**    **3mm Wood Edge**

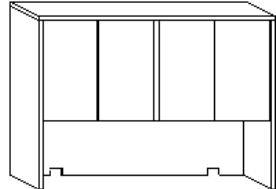
**Model #**                      **depth**    **width**    **height**    **weight**



### HINGED DOOR STORAGE

HDHN 164836	16	47-1/2	36	131	1,067	1,110
HDHN 166036	16	59-1/2	36	153	1,273	1,317
HDHN 166636	16	65-1/2	36	164	1,312	1,355
HDHN 167236	16	71-1/2	36	175	1,339	1,382
HDHN 168436	16	83-1/2	36	186	1,413	1,456
HDHN 169636	16	95-1/2	36	197	1,452	1,495

19" clearance below shelf

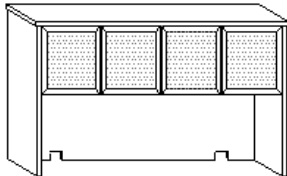


### DUAL HEIGHT HINGED DOOR STORAGE

HDHN 164848	16	47-1/2	48	175	1,296	1,339
HDHN 166048	16	59-1/2	48	225	1,854	1,898
HDHN 166648	16	65-1/2	48	241	1,896	1,940
HDHN 167248	16	71-1/2	48	271	1,938	1,981
HDHN 168448	16	83-1/2	48	299	1,979	2,022
HDHN 169648	16	95-1/2	48	233	2,021	2,064

One adjustable shelf per side supplied

19" clearance below shelf



### HINGED DOOR STORAGE, ETCHED GLASS DOORS WITH 7/8" WIDE ALUMINUM FRAME

HDBG 164836	16	47-1/2	36	131	1,858	1,901
HDBG 166036	16	59-1/2	36	153	2,377	2,420
HDBG 166636	16	65-1/2	36	164	2,595	2,638
HDBG 167236	16	71-1/2	36	175	2,609	2,652
HDBG 168436	16	83-1/2	36	186	2,902	2,945
HDBG 169636	16	95-1/2	36	197	3,700	3,743

19" clearance below shelf



### TASKLIGHTS

TL-30		27-1/2		3		168
TL-36		33-1/2		3		184
TL-48		45-1/2		4		203
TL-60		57-1/2		5		254

6' black power cord. Square cord grommet in back below shelf is standard when a task light is ordered.

**NOTE:** Finished Back supplied. 2 Wire hoops per shelf area supplied.  
 Valance or Support panel for Hutches over 72" wide is recommended  
 48" Tambour and Flipper Door hutches have one door

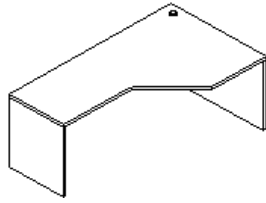
**OPTIONS:**

<b>UFB</b>	<b>Unfinished Back</b>	<b>deduct</b>	<b>(80)</b>
HWP	Continuous hardwood pull (see Options page for metal pulls)		37
WH	Wire Hoops (used to support shelved material)		14
FWG	2" Full Width Cord Gap (below back)	<b>deduct</b>	<b>(20)</b>
HDL	Hinged Door Lock		75
IC	Increased Clearance, 24" clearance below 1st shelf, overall height 41"		63
PO	Paper Organizer with 5 Adjustable Black Masonite Shelves Below Shelf		265
VAL	Valance - 3" High (16" clearance to bottom of valance on closed storage hutch)		64
ATB	Fabric tack board for 48" wide Storage Hutch		134
	Fabric tack board for 60" wide Storage Hutch		152
	Fabric tack board for 66" wide Storage Hutch		169
	Fabric tack board for 72" wide Storage Hutch		181
	Fabric tack board for 84" wide Storage Hutch		210
	Fabric tack board for 96" wide Storage Hutch		239
	Non-Standard Matte Laminate on Entire Unit (for quantities 3 or less)		add 40%



# DELTA SERIES

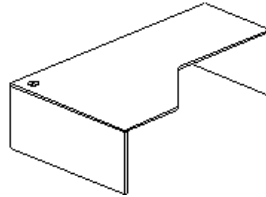
**List Price**  
**3mm**      **3mm**  
**PVC Edge**   **Wood Edge**



### ANGLED DESK RIGHT

Model #	depth	width	height	weight	3mm PVC Edge	3mm Wood Edge
ND0R 367229	24-36	72	29-1/8	133	833	876
ND0R 368429	24-36	84	29-1/8	149	960	1,003
ND0R 369629	24-36	96	29-1/8	161	1,085	1,129
ND0R 427229	24-42	72	29-1/8	145	1,024	1,067
ND0R 428429	24-42	84	29-1/8	156	1,153	1,197
ND0R 429629	24-42	96	29-1/8	168	1,277	1,320

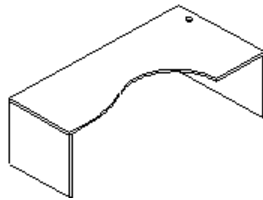
All angles at 45 degrees. Angle length is 17" on 24-36 desk, 25-1/2" on 24-42 desk.  
 12"H mod panel and cord grommet supplied



### ANGLED DESK LEFT

Model #	depth	width	height	weight	3mm PVC Edge	3mm Wood Edge
ND0L 367229	24-36	72	29-1/8	133	833	876
ND0L 368429	24-36	84	29-1/8	149	960	1,003
ND0L 369629	24-36	96	29-1/8	161	1,085	1,129
ND0L 427229	24-42	72	29-1/8	145	1,024	1,067
ND0L 428429	24-42	84	29-1/8	156	1,153	1,197
ND0L 429629	24-42	96	29-1/8	168	1,277	1,320

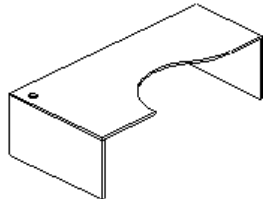
All angles at 45 degrees. Angle length is 17" on 24-36 desk, 25-1/2" on 24-42 desk.  
 12"H mod panel and cord grommet supplied



### DESK WITH COCKPIT STYLE INSIDE RADIUS RIGHT

Model #	depth	width	height	weight	3mm PVC Edge	3mm Wood Edge
NDRR 367229	24-36	72	29-1/8	133	918	961
NDRR 368429	24-36	84	29-1/8	149	1,045	1,088
NDRR 369629	24-36	96	29-1/8	161	1,170	1,213
NDRR 427229	24-42	72	29-1/8	145	1,157	1,200
NDRR 428429	24-42	84	29-1/8	156	1,293	1,336
NDRR 429629	24-42	96	29-1/8	168	1,408	1,451

12"H mod panel and cord grommet supplied



### DESK WITH COCKPIT STYLE INSIDE RADIUS LEFT

Model #	depth	width	height	weight	3mm PVC Edge	3mm Wood Edge
NDRL 367229	24-36	72	29-1/8	133	918	961
NDRL 368429	24-36	84	29-1/8	149	1,045	1,088
NDRL 369629	24-36	96	29-1/8	161	1,170	1,213
NDRL 427229	24-42	72	29-1/8	145	1,157	1,200
NDRL 428429	24-42	84	29-1/8	156	1,293	1,336
NDRL 429629	24-42	96	29-1/8	168	1,408	1,451

12"H mod panel and cord grommet supplied

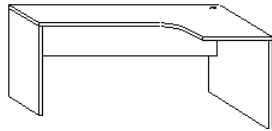
**NOTE:** Full height drawer pedestals available, see Misc/Pedestals page M-1  
 One Cord Grommet supplied

### OPTIONS:

CDL	Center Drawer-13-3/8dx18wx2-1/4h box size with 21" long laminate face	106
CDH	Center Drawer-13-3/8dx18wx2-1/4h box size with 21" long hardwood face	125
CDC	Center Drawer-black, w/compartments 18dx21w (for units over 20" deep)	81
FM	Full Modesty Panel - 10 lbs	102
SK	Sliding Keyboard Tray, matching laminate (11dx26w) - 7 lbs	170
CG	Cord Grommet - 2-3/16" diameter, specify Left, Right or Center	41
SCG	Square Cord Grommet - 2" x 3-1/4"	66
AKT-1	Articulating Keyboard Tray, black plastic, knob adjusting (10-3/4dx20-1/4w)	197
WM	Wire Management Trough, 48" wide, 3 lbs	31
Non-Standard Matte Laminate on Entire Unit (for quantities 3 or less)		add 40%

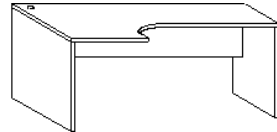


# DELTA SERIES



Model #	depth	width	height	weight	List Price	
					3mm PVC Edge	3mm Wood Edge
<b>DESK WITH 12" INSIDE RADIUS RIGHT</b>						
NDCR 367229	24-36	72	29-1/8	133	859	903
NDCR 368429	24-36	84	29-1/8	149	986	1,030
NDCR 369629	24-36	96	29-1/8	161	1,111	1,154
NDCR 427229	30-42	72	29-1/8	145	1,052	1,095
NDCR 428429	30-42	84	29-1/8	156	1,172	1,215
NDCR 429629	30-42	96	29-1/8	168	1,303	1,346

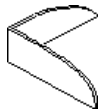
12"H mod panel and cord grommet supplied



Model #	depth	width	height	weight	List Price	
					3mm PVC Edge	3mm Wood Edge
<b>DESK WITH 12" INSIDE RADIUS LEFT</b>						
NDCL 367229	24-36	72	29-1/8	133	859	903
NDCL 368429	24-36	84	29-1/8	149	986	1,030
NDCL 369629	24-36	96	29-1/8	161	1,111	1,154
NDCL 427229	30-42	72	29-1/8	145	1,052	1,095
NDCL 428429	30-42	84	29-1/8	156	1,172	1,215
NDCL 429629	30-42	96	29-1/8	168	1,303	1,346

12"H mod panel and cord grommet supplied

**NOTE:** Full height drawer pedestals available, see Misc/Pedestals page M-1  
One Cord Grommet supplied



<b>DESK TOP MONITOR PARTITION</b>						
CNNR 262609	26	26	9	6	122	

Material is 3/4" with thin PVC edging  
Corner mounted unit helps hide back of computer and cords  
(Please see front cover of Contemporary brochure for photo picture)

**OPTIONS:**

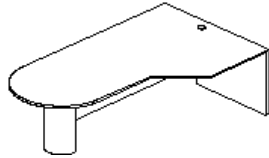
CDL	Center Drawer-13-3/8dx18wx2-1/4h box size with 21" long laminate face	106
CDH	Center Drawer-13-3/8dx18wx2-1/4h box size with 21" long hardwood face	125
CDC	Center Drawer-black, w/compartments 18dx21w (for units over 20" deep)	81
FM	Full Modesty Panel - 10 lbs	102
SK	Sliding Keyboard Tray, matching laminate (11dx26w) - 7 lbs	170
CG	Cord Grommet - 2-3/16" diameter, specify Left, Right or Center	41
SCG	Square Cord Grommet - 2" x 3-1/4"	66
AKT-1	Articulating Keyboard Tray, black plastic, knob adjusting (10-3/4dx20-1/4w)	197
AKT-2	Articulating Keyboard Tray, black metal, lift/tilt adjusting (10-1/2dx25w)	303
FH	42" Perimeter Walls (3 sides)	447
WM	Wire Management Trough, 48" wide, 3 lbs	31
Non-Standard Matte Laminate on Entire Unit (for quantities 3 or less)		add 40%



# DELTA SERIES

**List Price**  
**3mm**      **3mm**  
**PVC Edge**   **Wood Edge**

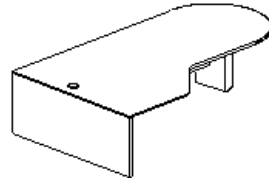
**Model #**                      **depth**      **width**      **height**      **weight**



### ANGLED DESK WITH BULLET END LEFT

NDBAR 3672E	24-36	72	29-1/8	128	1,138	1,182
NDBAR 3684E	24-36	84	29-1/8	144	1,266	1,309
NDBAR 3696E	24-36	96	29-1/8	156	1,390	1,434
NDBAR 4272E	30-42	72	29-1/8	162	1,331	1,374
NDBAR 4284E	30-42	84	29-1/8	176	1,459	1,502
NDBAR 4296E	30-42	96	29-1/8	190	1,582	1,625

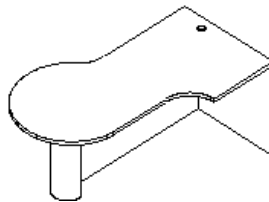
All angles at 45 degrees. Angle length is 17" on all Desks  
 10" diameter half-cylinder base. 18"H mod panel and cord grommet supplied.



### ANGLED DESK WITH BULLET END RIGHT

NDBAL 3672E	24-36	72	29-1/8	128	1,138	1,182
NDBAL 3684E	24-36	84	29-1/8	144	1,266	1,309
NDBAL 3696E	24-36	96	29-1/8	156	1,390	1,434
NDBAL 4272E	30-42	72	29-1/8	162	1,331	1,374
NDBAL 4284E	30-42	84	29-1/8	176	1,459	1,502
NDBAL 4296E	30-42	96	29-1/8	190	1,582	1,625

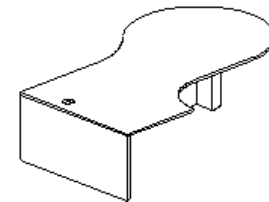
All angles at 45 degrees. Angle length is 17" on all Desks  
 10" diameter half-cylinder base. 18"H mod panel and cord grommet supplied.



### P-SHAPED DESK 12" INSIDE RADIUS, 24"D RIGHT RETURN END

PDRCR 4872E	24-36	72	29-1/8	190	1,792	1,835
PDRCR 4884E	24-36	84	29-1/8	201	1,919	1,962
PDRCR 4896E	24-36	96	29-1/8	213	2,044	2,087
PDRCR 5484E	30-42	72	29-1/8	218	2,111	2,154
PDRCR 5496E	30-42	84	29-1/8	230	2,235	2,278

36" diameter ends with 10" diameter 1/2 cylinder and 24" return ends  
 42" diameter ends with 18" diameter 1/2 cylinder and 30" & 24" return ends  
 Full height mod panel and cord grommet supplied.



### P-SHAPED DESK 12" INSIDE RADIUS, 24"D LEFT RETURN END

PDRCL 4872E	24-36	72	29-1/8	190	1,792	1,835
PDRCL 4884E	24-36	84	29-1/8	201	1,919	1,962
PDRCL 4896E	24-36	96	29-1/8	213	2,044	2,087
PDRCL 5484E	30-42	72	29-1/8	218	2,111	2,154
PDRCL 5496E	30-42	84	29-1/8	230	2,235	2,278

36" diameter ends with 10" diameter 1/2 cylinder and 24" return ends  
 42" diameter ends with 18" diameter 1/2 cylinder and 30" & 24" return ends  
 Full height mod panel and cord grommet supplied.

### OPTIONS:

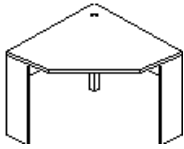
CDL	Center Drawer-13-3/8dx18wx2-1/4h box size with 21" long laminate face	106
CDH	Center Drawer-13-3/8dx18wx2-1/4h box size with 21" long hardwood face	125
CDC	Center Drawer-black, w/compartments 18dx21w (for units over 20" deep)	81
FM	Full Modesty Panel - 10 lbs	102
SK	Sliding Keyboard Tray, matching laminate (11dx26w) - 7 lbs	170
CG	Cord Grommet - 2-3/16" diameter, specify Left, Right or Center	41
SCG	Square Cord Grommet - 2" x 3-1/4"	66
AKT-1	Articulating Keyboard Tray, black plastic, knob adjusting (10-3/4dx20-1/4w)	197
WM	Wire Management Trough, 48" wide, 3 lbs	31
Non-Standard Matte Laminate on Entire Unit (for quantities 3 or less)		add 40%



# DELTA SERIES

**List Price**  
**3mm**      **3mm**  
**PVC Edge**   **Wood Edge**

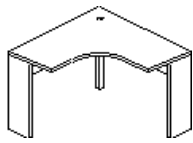
**Model #**                      **depth**    **width**    **height**    **weight**



### CORNER DESK WITH WOOD CORNER POST

Model #	depth	width	height	weight	3mm PVC Edge	3mm Wood Edge
ND0F 363629	21-36	36	29-1/8	73	653	696
ND0F 424229	21-42	42	29-1/8	88	662	705
ND0F 484829	21-48	48	29-1/8	105	688	731
ND0F 363629	24-36	36	29-1/8	75	653	696
ND0F 424229	24-42	42	29-1/8	90	662	705
ND0F 484829	24-48	48	29-1/8	107	688	731

Designed as a freestanding unit  
 One cord grommet supplied  
 12"H mod panels

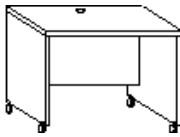


### CURVED CORNER DESK WITH WOOD CORNER POST

Model #	depth	width	height	weight	3mm PVC Edge	3mm Wood Edge
NDCF 363629	21-36	36	29-1/8	73	760	803
NDCF 424229	21-42	42	29-1/8	88	772	815
NDCF 484829	21-48	48	29-1/8	105	849	892
NDCF 363629	24-36	36	29-1/8	75	760	803
NDCF 424229	24-42	42	29-1/8	90	772	815
NDCF 484829	24-48	48	29-1/8	107	849	892

Designed as a freestanding unit  
 One cord grommet supplied  
 12"H mod panels

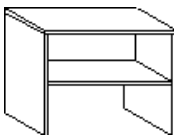
**NOTE:** To form U-shape workstation, use desk from page D-1 to D-2 and return from D-11



### MOBILE TABLE WITH CASTERS

Model #	depth	width	height	weight	3mm PVC Edge	3mm Wood Edge
NDVN 243029	24	30	29-1/8	63	457	500
NDVN 243629	24	36	29-1/8	69	470	513
NDVN 244829	24	48	29-1/8	81	483	526

One cord grommet supplied



### PRINTER STAND

Model #	depth	width	height	weight	3mm PVC Edge	3mm Wood Edge
NDPN 243029	24	30	29-1/8	73	464	507
NDPN 243629	24	36	29-1/8	82	477	520
NDPN 303029	30	30	29-1/8	95	509	532
NDPN 303629	30	36	29-1/8	103	522	545

Includes a full depth fixed shelf with 13" clear to underside of top

**OPTIONS:**

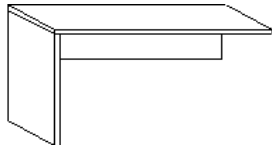
WM	Wire Management trough, 48" wide, 3 lbs	31
SK	Sliding Keyboard Tray, matching laminate (11dx26w) - 7 lbs	170
CG	Cord Grommet - 2-3/16" diameter, specify Left, Right or Center	41
SCG	Square Cord Grommet - 2" x 3-1/4"	66
AKT-1	Articulating Keyboard Tray, black plastic, knob adjusting (10-3/4dx20-1/4w)	197
AKT-2	Articulating Keyboard Tray, black metal, lift/tilt adjusting (10-1/2dx25w)	303
	Non-Standard Matte Laminate on Entire Unit (for quantities 3 or less)	add 40%



# DELTA SERIES

**List Price**  
**3mm PVC Edge**    **3mm Wood Edge**

**Model #**                      **depth**    **width**    **height**    **weight**

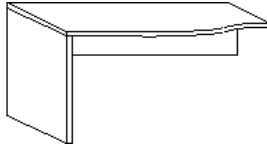


**RETURN**

RD0* 214829	21	48	29-1/8	66	405	446
RD0* 216029	21	60	29-1/8	83	450	479
RD0* 217229	21	72	29-1/8	99	485	514
RD0* 244829	24	48	29-1/8	73	427	456
RD0* 246029	24	60	29-1/8	90	464	493
RD0* 247229	24	72	29-1/8	106	502	531

**\* Specify L for Left or R for Right Return**

12"H mod panel supplied (recommended for better access to electrical outlets)




**RETURN WITH RADIUSED END**

RDR* 304829	21/30	48	29-1/8	76	558	587
RDR* 306029	21/30	60	29-1/8	83	575	604
RDR* 307229	21/30	72	29-1/8	99	593	622

**\* Specify L for Left or R for Right Return**

12"H mod panel supplied (recommended for better access to electrical outlets)

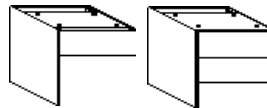


**BRIDGE**

UD0* 214829	21	48	29-1/8	66	338	367
UD0* 216029	21	60	29-1/8	83	394	423
UD0* 217229	21	72	29-1/8	99	428	457
UD0* 244829	24	48	29-1/8	73	370	399
UD0* 246029	24	60	29-1/8	90	411	440
UD0* 247229	24	72	29-1/8	106	441	470

**Specify L for Left or R for Right Return**

12"H mod panel supplied (recommended for better access to electrical outlets)



**PEDESTALS WITH PLYWOOD DRAWERS**

BF-1-1618	19-3/4	16	18	53		414
BBB-1-1618	19-3/4	16	18	53		414

For 21" deep returns

BF-1-1620	23-3/4	16	18	57		414
BBB-1-1620	23-3/4	16	18	57		414

For 24" deep returns

\* When ordering a pedestal on a return, mod panel will be 18"H

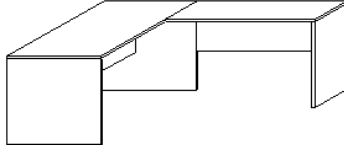
**NOTE:** All returns at executive height (29"), for typing height change 29" to 26"  
 Full height drawer pedestals available, see Misc/Pedestals page M-1

**OPTIONS:**

<b>VCD</b>	<b>16"D Black Vinyl Clad Drawers on 3/4 Height Peds</b>	<b>deduct</b>	<b>(30)</b>
HWP	Continuous hardwood pull (see Options page for metal pulls)		37
CDL	Center Drawer-13-3/8dx18wx2-1/4h box size with 21" long laminate face		106
CDC	Center Drawer-black, w/compartments 18dx21w (for units over 20" deep)		81
FM	Full Modesty Panel - 10 lbs		102
LF	Locking Face		75
SK	Sliding Keyboard Tray, matching laminate (11dx26w) - 7 lbs		170
CG	Cord Grommet - 2-3/16" diameter, specify Left, Right or Center		41
SCG	Square Cord Grommet - 2" x 3-1/4"		66
AKT-1	Articulating Keyboard Tray, black plastic, knob adjusting (10-3/4dx20-1/4w)		197
	Non-Standard Matte Laminate on Entire Unit (for quantities 3 or less)		add 40%

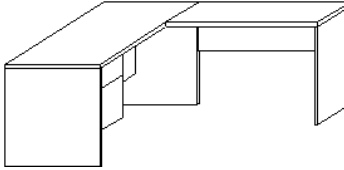
# DELTA SERIES

Model #	depth	width	height	weight	List Price		
					3mm	3mm	
					PVC Edge	Wood Edge	
<b>EXECUTIVE DESK SHELL</b>							
ED0* 306029	30	60	29-1/8	194	892	935	
ED0* 307229	30	72	29-1/8	209	941	984	
ED0* 308429	30	84	29-1/8	239	1,019	1,063	
ED0* 309629	30	96	29-1/8	264	1,101	1,144	
ED0* 367229	36	72	29-1/8	234	997	1,040	
ED0* 368429	36	84	29-1/8	252	1,063	1,106	
ED0* 369629	36	96	29-1/8	270	1,127	1,170	



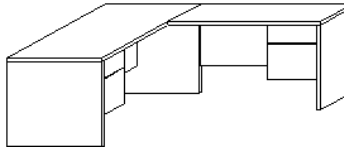
\* **Specify L for Left or R for Right Return**  
12"H mod panel on desk and return

Model #	depth	width	height	weight	List Price		
					3mm	3mm	
					PVC Edge	Wood Edge	
<b>EXECUTIVE DESK, BOX/FILE ON DESK</b>							
ED2* 306029	30	60	29-1/8	251	1,059	1,102	
ED2* 307229	30	72	29-1/8	266	1,108	1,151	
ED2* 308429	30	84	29-1/8	296	1,186	1,229	
ED2* 309629	30	96	29-1/8	321	1,268	1,311	
ED2* 367229	36	72	29-1/8	291	1,164	1,207	
ED2* 368429	36	84	29-1/8	309	1,229	1,273	
ED2* 369629	36	96	29-1/8	327	1,294	1,337	



\* **Specify L for Left or R for Right Return**  
18"H mod panel on desk and return, 12"H available at same price (please specify).  
Plywood Drawers

Model #	depth	width	height	weight	List Price		
					3mm	3mm	
					PVC Edge	Wood Edge	
<b>EXECUTIVE DESK, BOX/FILE, BOX/FILE</b>							
ED4* 306029	30	60	29-1/8	308	1,296	1,339	
ED4* 307229	30	72	29-1/8	323	1,345	1,388	
ED4* 308429	30	84	29-1/8	353	1,423	1,466	
ED4* 309629	30	96	29-1/8	378	1,505	1,548	
ED4* 367229	36	72	29-1/8	348	1,401	1,444	
ED4* 368429	36	84	29-1/8	366	1,466	1,509	
ED4* 369629	36	96	29-1/8	384	1,530	1,573	



\* **Specify L for Left or R for Right Return**  
18"H mod panel on desk and return, 12"H available at same price (please specify).  
Plywood Drawers

**NOTE:** Standard Returns are 21" x 48". For units with different size returns see page D-11  
For units with different size returns, see page D-11

**OPTIONS:**

		deduct	(30)
VCD	16"D Black Vinyl Clad Drawers on 3/4 Height Peds		
HWP	Continuous hardwood pull (see Options page for metal pulls)		37
CDL	Center Drawer-13-3/8dx18wx2-1/4h box size with 21" long laminate face		106
CDH	Center Drawer-13-3/8dx18wx2-1/4h box size with 21" long hardwood face		125
CDC	Center Drawer-black, w/compartments 18dx21w (for units over 20" deep)		81
FM	Full Modesty Panel - 10 lbs		102
LF	Locking Face		75
SK	Sliding Keyboard Tray, matching laminate (11dx26w) - 7 lbs		170
CG	Cord Grommet - 2-3/16" diameter, specify Left, Right or Center		41
SCG	Square Cord Grommet - 2" x 3-1/4"		66
BCF	6" Bowed Conference Front		237
AKT-1	Articulating Keyboard Tray, black plastic, knob adjusting (10-3/4dx20-1/4w)		197
	Non-Standard Matte Laminate on Entire Unit (for quantities 3 or less)		add 40%

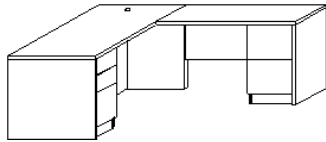


# DELTA SERIES



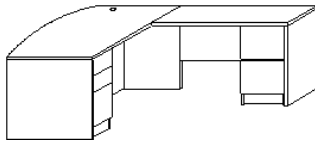
Model #	depth	width	height	weight	List Price	
					3mm	3mm
					PVC Edge	Wood Edge
<b>EXECUTIVE DESK, BOX/FILE, BOX/BOX/BOX</b>						
ED5* 306029	30	60	29-1/8	254	1,281	1,339
ED5* 307229	30	72	29-1/8	269	1,330	1,388
ED5* 308429	30	84	29-1/8	294	1,408	1,466
ED5* 309629	30	96	29-1/8	347	1,489	1,548
ED5* 367229	36	72	29-1/8	372	1,386	1,444
ED5* 368429	36	84	29-1/8	360	1,451	1,509
ED5* 369629	36	96	29-1/8	378	1,515	1,573

\* **Specify L for Left or R for Right Return**  
 18"H mod panel on desk and return  
 Plywood Drawers



<b>EXECUTIVE DESK, BOX/BOX/FILE, FILE/FILE</b>						
ED5N* 3072E	30	72	29-1/8	419	2,209	2,267
ED5N* 3084E	30	84	29-1/8	436	2,299	2,357
ED5N* 3096E	30	96	29-1/8	442	2,381	2,439
ED5N* 3672E	36	72	29-1/8	429	2,277	2,335
ED5N* 3684E	36	84	29-1/8	446	2,342	2,400
ED5N* 3696E	36	96	29-1/8	452	2,406	2,465

\* **Specify L for Left or R for Right Return**  
 Full modesty panel and cord grommet supplied on desk , 12"H modesty panel on return  
 Full height pedestals have an unfinished top and back, Plywood Drawers



<b>EXECUTIVE DESK W/ BOWED FRONT, BOX/BOX/FILE, FILE/FILE</b>						
ED5B* 3072E	30/36	72	29-1/8	429	2,446	2,504
ED5B* 3084E	30/36	84	29-1/8	446	2,536	2,594
ED5B* 3096E	30/36	96	29-1/8	452	2,619	2,677
ED5B* 3672E	36/42	72	29-1/8	439	2,514	2,572
ED5B* 3684E	36/42	84	29-1/8	456	2,579	2,637
ED5B* 3696E	36/42	96	29-1/8	462	2,643	2,701

\* **Specify L for Left or R for Right Return**  
 Full modesty panel and cord grommet supplied on desk , 12"H modesty panel on return  
 Full height pedestals have an unfinished top and back, Plywood Drawers

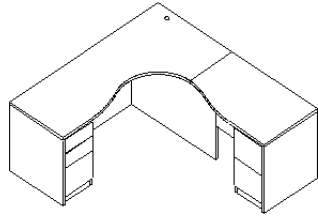
**NOTE:** Standard Returns are 21" x 48" on 60" wide desks, 24" x 48" on desks above 60" wide  
 For units with different size returns, see page D-11

**OPTIONS:**

VCD	16"D Black Vinyl Clad Drawers on Full Height Peds	deduct	(45)
VCD	16"D Black Vinyl Clad Drawers on 3/4 Height Peds	deduct	(30)
HWP	Continuous hardwood pull (see Options page for metal pulls)		37
CDL	Center Drawer-13-3/8dx18wx2-1/4h box size with 21" long laminate face		106
CDH	Center Drawer-13-3/8dx18wx2-1/4h box size with 21" long hardwood face		125
CDC	Center Drawer-black, w/compartments 18dx21w (for units over 20" deep)		81
FM	Full Modesty Panel - 10 lbs		102
LF	Locking Face		75
SK	Sliding Keyboard Tray, matching laminate (11dx26w) - 7 lbs		170
CG	Cord Grommet - 2-3/16" diameter, specify Left, Right or Center		41
SCG	Square Cord Grommet - 2" x 3-1/4"		66
BCF	6" Bowed Conference Front		237
AKT-1	Articulating Keyboard Tray, black plastic, knob adjusting (10-3/4dx20-1/4w)		197
Non-Standard Matte Laminate on Entire Unit (for quantities 3 or less)			add 40%



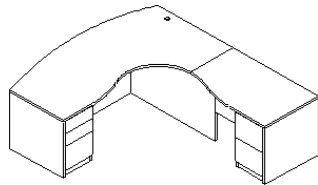
# DELTA SERIES



Model #	depth	width	height	weight	List Price		
					3mm PVC Edge	3mm Wood Edge	
<b>COCKPIT STYLE WORKSTATION</b>							
ED5RC* 4272E	30/42	72/90	29-1/8	379	3,052	3,096	
ED5RC* 4284E	30/42	84/90	29-1/8	390	3,189	3,232	
ED5RC* 4296E	30/42	96/90	29-1/8	402	3,321	3,363	

\* **Specify L for Left or R for Right Return**

Desk with 29" inside radius cockpit with 20"/24"/30" returns  
 20"/24" x 48" return with 12"H mod panel  
 Cord Grommet in desk is standard



<b>COCKPIT STYLE WORKSTATION WITH BOWED FRONT DESK</b>							
ED5RCB* 4872E	30/48	72/96	29-1/8	389	3,289	3,332	
ED5RCB* 4884E	30/48	84/96	29-1/8	401	3,426	3,469	
ED5RCB* 4896E	30/48	96/96	29-1/8	412	3,558	3,601	

\* **Specify L for Left or R for Right Return**

Desk with 29" inside radius cockpit with 20"/24"/30" returns  
 20"/24" x 48" return with 12"H mod panel  
 Cord Grommet in desk is standard

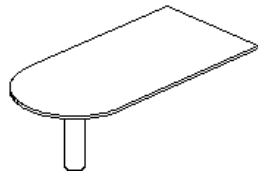
**NOTES:** Full Modesty Panel is supplied on desk  
 Full Height Pedestals have an unfinished top and back, plywood drawers  
 For units with different size returns see page D-11

**OPTIONS:**

<b>VCD</b>	<b>16"D Black Vinyl Clad Drawers on Full Height Peds</b>	<b>deduct per ped</b>	<b>(45)</b>
HWP	Continuous hardwood pull (see Options page for metal pulls)		37
CDL	Center Drawer-13-3/8dx18wx2-1/4h box size with 21" long laminate face		106
CDH	Center Drawer-13-3/8dx18wx2-1/4h box size with 21" long hardwood face		125
CDC	Center Drawer-black, w/compartments 18dx21w (for units over 20" deep)		81
FM	Full Modesty Panel - 10 lbs		102
LF	Locking Face		75
SK	Sliding Keyboard Tray, matching laminate (11dx26w) - 7 lbs		170
CG	Cord Grommet - 2-3/16" diameter, specify Left, Right or Center		41
SCG	Square Cord Grommet - 2" x 3-1/4"		66
AKT-1	Articulating Keyboard Tray, black plastic, knob adjusting (10-3/4dx20-1/4w)		197
AKT-2	Articulating Keyboard Tray, black metal, lift/tilt adjusting (10-1/2dx25w)		303
Non-Standard Matte Laminate on Entire Unit (for quantities 3 or less)			add 40%

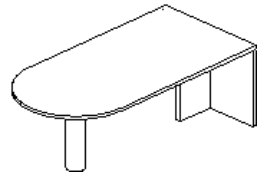


# DELTA SERIES



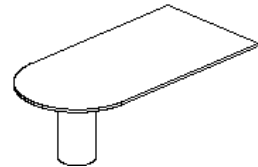
Model #	depth	width	height	weight	List Price		
					3mm PVC Edge	3mm Wood Edge	
<b>BULLET RETURN WITH 4" CYLINDER</b>							
RDMC 306029	30	60	29-1/8	63	628	698	
RDMC 307229	30	72	29-1/8	73	640	710	
RDMC 366629	36	66	29-1/8	80	647	717	
RDMC 367229	36	72	29-1/8	86	653	723	

4" diameter black powder coated steel cylinder supplied



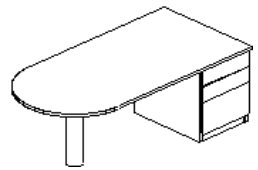
<b>BULLET RETURN WITH "T" LEG</b>							
RDME 306029	30	60	29-1/8	103	871	941	
RDME 307229	30	72	29-1/8	113	884	954	
RDME 366629	36	66	29-1/8	120	933	1,008	
RDME 367229	36	72	29-1/8	126	944	1,014	

4" diameter black powder coated steel cylinder supplied



<b>BULLET RETURN WITH 10" CYLINDER</b>							
RDLC 306029	30	60	29-1/8	68	919	989	
RDLC 307229	30	72	29-1/8	78	932	1,002	
RDLC 366629	36	66	29-1/8	85	939	1,009	
RDLC 367229	36	72	29-1/8	93	945	1,015	

10" diameter cylinder supplied in matching high pressure laminate

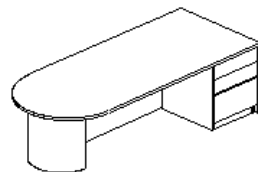


<b>BULLET RETURN AND PED WITH 4" CYLINDER</b>							
RD3M* 3060E	30	60	29-1/8	137	1,316	1,386	
RD3M* 3072E	30	72	29-1/8	147	1,329	1,399	
RD3M* 3672E	36	72	29-1/8	160	1,341	1,411	

\* Specify L for Left, R for Right end for drawer pedestal location

4" diameter black powder coated steel cylinder supplied

30" deep pedestal with 18" deep drawers and finished back supplied, no end panel



<b>BULLET RETURN AND PED WITH 1/2 CYLINDER</b>							
RD3L* 3072E	30	72	29-1/8	278	1,816	1,859	

\* Specify L for Left, R for Right end for drawer pedestal location

18" diameter 1/2 cylinder supplied in matching high pressure laminate

Full height modesty panel and end panel, 19-1/2" deep ped with 18" deep plywood drawers

## OPTIONS:

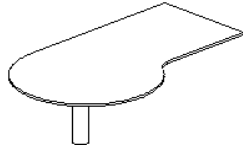
<b>VCD</b>	<b>16"D Black Vinyl Clad Drawers on Full Height Peds</b>	<b>(45)</b>
CDL	Center Drawer-13dx18wx2h box size with 21" long laminate face - 15 lbs	106
CDH	Center Drawer-13dx18wx2h box size with 21" long hardwood face - 15 lbs	125
CDC	Center Drawer-black, w/compartments 18dx21w (for units over 20" deep)	81
LF	Locking Face	75
WM	Wire Management trough, 48" wide, 3 lbs	31
CG	Cord Grommet - 2-3/16" diameter, specify Left, Right or Center	41
SCG	Square Cord Grommet - 2" x 3-1/4"	66
Non-Standard Matte Laminate on Entire Unit (for quantities 3 or less)		add 40%



# DELTA SERIES

**List Price**  
**3mm PVC Edge**    **3mm Wood Edge**

**Model #**                      **depth**    **width**    **height**    **weight**

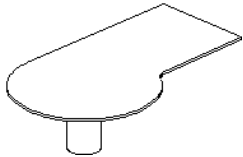


**P-SHAPED RETURN WITH 4" CYLINDER**

PDM* 307229	30/42	72	29-1/8	98	881	951
PDM* 308429	30/42	84	29-1/8	108	910	980
PDM* 309629	30/42	96	29-1/8	120	945	1015

**\* Specify L for Left, R for Right**

4" diameter black powder coated steel cylinder supplied

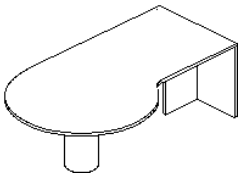


**P-SHAPED RETURN WITH 10" CYLINDER**

PDL* 307229	30/42	72	29-1/8	103	1,044	1,114
PDL* 308429	30/42	84	29-1/8	113	1,073	1,143
PDL* 309629	30/42	96	29-1/8	125	1,108	1,178

**\* Specify L for Left, R for Right**

10" diameter cylinder supplied in matching high pressure laminate

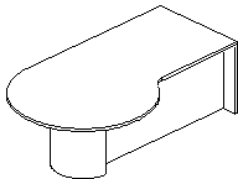


**P-SHAPED RETURN WITH "T" LEG**

PDL*E 3072E	30/42	72	29-1/8	138	1,324	1,394
PDL*E 3084E	30/42	84	29-1/8	148	1,376	1,446
PDL*E 3096E	30/42	96	29-1/8	160	1,411	1,481

**\* Specify L for Left, R for Right**

10" diameter cylinder is supplied in matching high pressure laminate



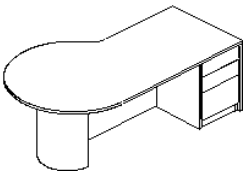
**P-SHAPED RETURN WITH 1/2 CYLINDER BASE**

PDB* 307229	30/42	72	29-1/8	158	1,477	1,570
PDB* 308429	30/42	84	29-1/8	168	1,506	1,599
PDB* 309629	30/42	96	29-1/8	180	1,541	1,634

**\* Specify L for Left, R for Right**

18" diameter 1/2 cylinder supplied in matching high pressure laminate

Full height modesty panel and end panel



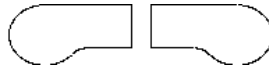
**P-SHAPED RETURN AND PED**

PD3L* 3072E	30/42	72	29-1/8	293	2,054	2,124
PD3L* 3084E	30/42	84	29-1/8	322	2,083	2,153
PD3L* 3096E	30/42	96	29-1/8	351	2,235	2,188

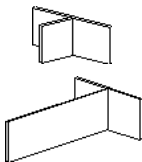
**\* Specify L for Left, R for Right**

18" diameter 1/2 cylinder supplied in matching high pressure laminate

Full height modesty panel and end panel, 19-1/2" deep ped with 18" deep plywood drawers



RIGHT                      LEFT



EPT - End Panel "T" Leg	40	282	305
EFM - End Panel Full Modesty	50	411	434

Used to make above workstations freestanding with privacy panel

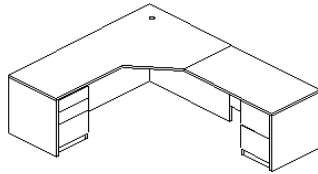
**OPTIONS:**

<b>VCD</b>	<b>16"D Black Vinyl Clad Drawers on Full Height Peds</b>	<b>deduct per ped</b>	<b>(45)</b>
LF	Locking Face		75
WM	Wire Management trough, 48" wide, 3 lbs		31
CG	Cord Grommet - 2-3/16" diameter, specify Left, Right or Center		41
SCG	Square Cord Grommet - 2" x 3-1/4"		66
Non-Standard Matte Laminate on Entire Unit (for quantities 3 or less)			add 40%

# DELTA SERIES

**List Price**  
3mm      3mm  
PVC Edge    Wood Edge

**Model #                      depth      width      height      weight**

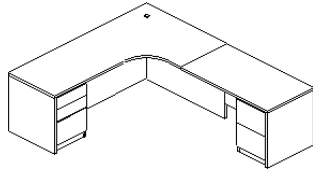


**ANGLED DESK WITH RETURN**

ED5A* 3672E	24/36	72/84	29-1/8	437	2,465	2,508
ED5A* 3684E	24/36	84/84	29-1/8	449	2,522	2,592
ED5A* 3696E	24/36	96/84	29-1/8	459	2,647	2,717
ED5A* 4272E	30/42	72/90	29-1/8	442	2,703	2,773
ED5A* 4284E	30/42	84/90	29-1/8	454	2,715	2,785
ED5A* 4296E	30/42	96/90	29-1/8	464	2,838	2,908

\* **Specify L for Left, R for Right**

24" deep x 48" wide return with 12"H mod panel supplied

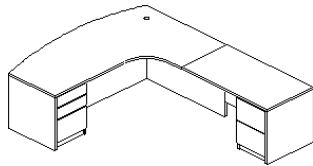


**ANGLED DESK WITH 12" INSIDE RADIUS AND RETURN**

ED5C* 3672E	24/36	72/84	29-1/8	437	2,543	2,613
ED5C* 3684E	24/36	84/84	29-1/8	449	2,666	2,736
ED5C* 3696E	24/36	96/84	29-1/8	459	2,791	2,861
ED5C* 4272E	30/42	72/90	29-1/8	442	2,732	2,802
ED5C* 4284E	30/42	84/90	29-1/8	454	2,860	2,930
ED5C* 4296E	30/42	96/90	29-1/8	464	2,982	3,052

\* **Specify L for Left, R for Right**

24" deep x 48" wide return with 12"H mod panel supplied



**ANGLED BOW FRONT DESK W/ 12" INSIDE RADIUS AND RETURN**

ED5CB* 4272	30/42	72/90	29-1/8	443	2,780	2,850
ED5CB* 4284	30/42	84/90	29-1/8	454	2,903	2,973
ED5CB* 4296	30/42	96/90	29-1/8	465	3,028	3,098
ED5CB* 4872	36/48	72/96	29-1/8	463	2,968	3,038
ED5CB* 4884	36/48	84/96	29-1/8	479	3,097	3,167
ED5CB* 4896	36/48	96/96	29-1/8	490	3,219	3,289

\* **Specify L for Left, R for Right**

24" deep x 48" wide return with 12"H mod panel supplied

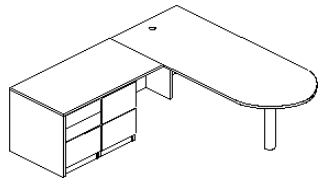
**NOTES:** Full Modesty Panel is supplied on desk  
Full Height Pedestals have an unfinished top and back, plywood drawers  
Cord Grommet in desk is standard  
For units with different size returns, see page D-11

**OPTIONS:**

<b>VCD</b>	<b>16"D Black Vinyl Clad Drawers on Full Height Peds</b>	<b>(45)</b>
HWP	Continuous hardwood pull (see Options page for metal pulls)	37
CDL	Center Drawer-13-3/8dx18wx2-1/4h box size with 21" long laminate face	106
CDH	Center Drawer-13-3/8dx18wx2-1/4h box size with 21" long hardwood face	125
CDC	Center Drawer-black, w/compartments 18dx21w (for units over 20" deep)	81
FM	Full Modesty Panel - 10 lbs	102
LF	Locking Face	75
SK	Sliding Keyboard Tray, matching laminate (11dx26w) - 7 lbs	170
CG	Cord Grommet - 2-3/16" diameter, specify Left, Right or Center	41
SCG	Square Cord Grommet - 2" x 3-1/4"	66
AKT-1	Articulating Keyboard Tray, black plastic, knob adjusting (10-3/4dx20-1/4w)	197
AKT-2	Articulating Keyboard Tray, black metal, lift/tilt adjusting (10-1/2dx25w)	303
Non-Standard Matte Laminate on Entire Unit (for quantities 3 or less)		add 40%

# DELTA SERIES

**List Price**  
3mm PVC Edge    3mm Wood Edge

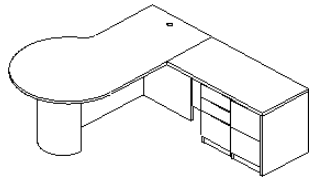


### CURVED DESK WITH RETURN

Model #	depth	width	height	weight	3mm PVC Edge	3mm Wood Edge
ED5R* 3072E	24/30	72/78	29-1/8	352	2,552	2,622
ED5R* 3672E	24/36	72/84	29-1/8	364	2,565	2,635
ED5R* 3084E	24/30	84/78	29-1/8	362	2,608	2,678
ED5R* 3684E	24/36	84/84	29-1/8	378	2,651	2,721

**\* Specify L for Left, R for Right**

Desk supplied with 4" diameter black powder coated cylinder and EPT panel  
24" deep x 48" wide return with 12"H mod panel supplied

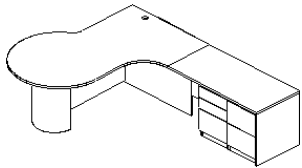


### P-SHAPED DESK WITH RETURN

Model #	depth	width	height	weight	3mm PVC Edge	3mm Wood Edge
ED5P* 3072E	30/42	72/90	29-1/8	437	3,204	3,274
ED5P* 3084E	30/42	84/90	29-1/8	449	3,233	3,303
ED5P* 3096E	30/42	96/90	29-1/8	459	3,268	3,338

**\* Specify L for Left, R for Right**

18" diameter 1/2 cylinder supplied in matching laminate  
24" deep x 48" wide return with 12"H mod panel supplied  
Full modesty panel on desk



### P-SHAPED DESK WITH 12" INSIDE RADIUS AND RETURN

Model #	depth	width	height	weight	3mm PVC Edge	3mm Wood Edge
ED5PC* 4872E	24/36/48	72	29-1/8	368	3,443	3,513
ED5PC* 4884E	24/36/48	84	29-1/8	394	3,573	3,643
ED5PC* 4896E	24/36/48	96	29-1/8	410	2,531	3,767
ED5PC* 5484E	30/42/54	84	29-1/8	400	3,765	3,835
ED5PC* 5496E	30/42/54	96	29-1/8	416	3,889	3,959

**Specify L for Left, R for Right**

24" deep x 48" wide return with 12"H mod panel supplied  
36" diameter end with 10" diameter 1/2 cylinder and 24" return end  
42" diameter end with 18" diameter 1/2 cylinder and 24" & 30" return ends  
Full modesty panel on desk. Spacer between pedestals supplied.

**NOTES:** Full Height Pedestals have an unfinished top and back, plywood drawers  
Cord Grommet in desk is standard  
For units with different size returns, see page D-11

**OPTIONS:**

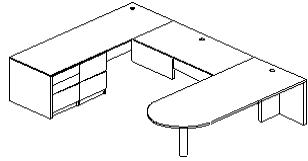
<b>VCD</b>	<b>16"D Black Vinyl Clad Drawers on Full Height Peds</b>	<b>(45)</b>
HWP	Continuous hardwood pull (see Options page for metal pulls)	35
CDL	Center Drawer-13dx18wx2h box size with 21" long laminate face - 15 lbs	98
CDH	Center Drawer-13dx18wx2h box size with 21" long hardwood face - 15 lbs	116
CDC	Center Drawer-black, w/compartments 18dx21w (for units over 20" deep)	75
LF	Locking Face	69
SK	Sliding Keyboard Tray, matching laminate (11dx26w) - 7 lbs	157
CG	Cord Grommet - 2-3/16" diameter, specify Left, Right or Center	38
SCG	Square Cord Grommet - 2" x 3-1/4"	61
AKT-1	Articulating Keyboard Tray, black plastic, knob adjusting (10-3/4dx20-1/4w)	183
AKT-2	Articulating Keyboard Tray, black metal, lift/tilt adjusting (10-1/2dx25w)	281
Non-Standard Matte Laminate on Entire Unit (for quantities 3 or less)		add 40%



# DELTA SERIES

**List Price**  
**3mm**      **3mm**  
**PVC Edge**   **Wood Edge**

**Model #**                      **depth**    **width**    **height**    **weight**

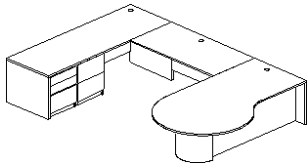


### U-SHAPE WITH BULLET STYLE DESK

Model #	depth	width	height	weight	3mm PVC Edge	3mm Wood Edge	
UD5R* 9972E	Desk	30	72	29-1/8	440	3,049	3,190
	Bridge	21	48	29-1/8			
	Creden:	21	72	29-1/8			

**\* Specify L for Left or R for Right return bridge**

Desk supplied with 4" diameter black powder coated cylinder  
 12"H mod panel on bridge and credenza

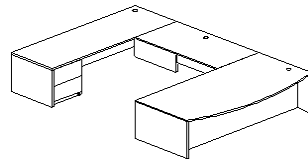


### U-SHAPE WITH P-SHAPED DESK

Model #	depth	width	height	weight	3mm PVC Edge	3mm Wood Edge	
UD5P* 1172E	Desk	30/42	72	29-1/8	485	3,641	3,807
	Bridge	21	48	29-1/8			
	Creden:	21	72	29-1/8			

**\* Specify L for Left or R for Right return bridge**

Desk supplied with 18" diameter 1/2 cylinder in matching high pressure laminate  
 12"H mod panel on bridge and credenza

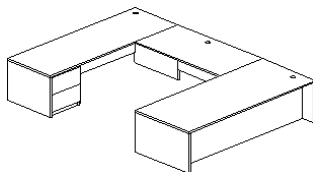


### U-SHAPE WITH BOWED CONFERENCE FRONT DESK

Model #	depth	width	height	weight	3mm PVC Edge	3mm Wood Edge	
UD5B* 0572E	Desk	30/36	72	29-1/8	490	3,055	3,167
	Bridge	21	48	29-1/8			
	Creden:	21	72	29-1/8			

**\* Specify L for Left or R for Right return bridge**

Box/Box/File pedestal supplied in desk unit  
 12"H mod panel on bridge and credenza



### U-SHAPE WITH DESK

Model #	depth	width	height	weight	3mm PVC Edge	3mm Wood Edge	
UD5D* 9972E	Desk	30	72	29-1/8	490	2,818	2,929
	Bridge	21	48	29-1/8			
	Creden:	21	72	29-1/8			

**\* Specify L for Left or R for Right return bridge**

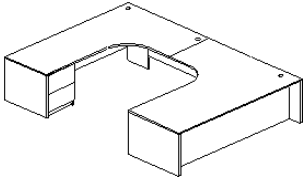
Box/Box/File pedestal supplied in desk unit  
 12"H mod panel on bridge and credenza

**NOTE:** All Drawer Pedestals are supplied with unfinished backs, Plywood Drawers  
 Full height modesty panets supplied on desks only where shown  
 Cord Grommets are supplied, one (1) on each unit

**OPTIONS:**

<b>VCD</b>	<b>16"D Black Vinyl Clad Drawers on Full Height Peds</b>	<b>(45)</b>
HWP	Continuous hardwood pull (see Options page for metal pulls)	37
CDL	Center Drawer-13-3/8dx18wx2-1/4h box size with 21" long laminate face	106
CDH	Center Drawer-13-3/8dx18wx2-1/4h box size with 21" long hardwood face	125
CDC	Center Drawer-black, w/compartments 18dx21w (for units over 20" deep)	81
LF	Locking Face	75
SK	Sliding Keyboard Tray, matching laminate (11dx26w) - 7 lbs	170
CG	Cord Grommet - 2-3/16" diameter, specify Left, Right or Center	41
SCG	Square Cord Grommet - 1-3/4" x 3-1/4"	66
AKT-1	Articulating Keyboard Tray, black plastic, knob adjusting (10-3/4dx20-1/4w)	197
	Non-Standard Matte Laminate on Entire Unit (for quantities 3 or less)	add 40%

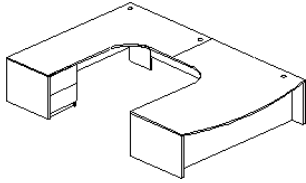
# DELTA SERIES



Model #		depth	width	height	weight	List Price	
						3mm PVC Edge	3mm Wood Edge
<b>U-SHAPE WITH DESK AND CREDENZA, 12" INSIDE CURVES</b>							
UD5DC* 0272E	Desk	30/54	72	29-1/8	520	3,567	3,707
	Creden:	24/54	72	29-1/8			
UD5DC* 0284E	Desk	30/54	84	29-1/8	538	3,602	3,742
	Creden:	24/54	84	29-1/8			

**\* Specify L for Left or R for Right**

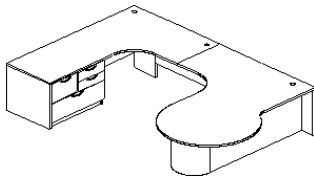
12"H mod panel on bridge and credenza, 12"D end panels on bridge side, 3 cord grommets  
Seam between tops is unfinished and tight jointed  
Box/Box/File pedestal on desk  
48" clearance between desk and credenza



<b>U-SHAPE W/ BOW FRONT DESK &amp; CREDENZA, 12" INSIDE CURVES</b>							
UD5BC* 0872E	Desk	30/36/60	72	29-1/8	537	3,804	3,944
	Creden:	24/48	72	29-1/8			
UD5BC* 0884E	Desk	30/36/60	84	29-1/8	555	3,839	3,982
	Creden:	24/48	84	29-1/8			

**\* Specify L for Left or R for Right**

12"H mod panel on bridge and credenza, 12"D end panels on bridge side, 3 cord grommets  
Seam between tops is unfinished and tight jointed  
Box/Box/File pedestal on desk  
48" clearance between desk and credenza



<b>U-SHAPE W/ P-SHAPED DESK AND CREDENZA, 12" INSIDE CURVES</b>							
UD4PC* 1472E	Desk	30/42/60	72	29-1/8	580	4,339	4,479
	Creden:	24/54	72	29-1/8			
UD4PC* 1484E	Desk	30/42/60	84	29-1/8	598	4,383	4,523
	Creden:	24/54	84	29-1/8			

**\* Specify L for Left or R for Right**

12"H mod panel on bridge and credenza, 12"D end panels on bridge side, 3 cord grommets  
Seam between tops is unfinished and tight jointed  
48" clearance between desk and credenza  
31" wide multi-file ped with MW pulls

**NOTE: Tops are tight jointed together for a smooth surface**

All Drawer Pedestals are supplied with unfinished backs, Plywood Drawers  
Full height modesty panels supplied on desks only where shown  
Optional full height modesty or end panels available for wall side and credenza  
48" wide clearance between desk and credenza

**OPTIONS:**

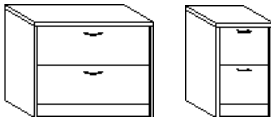
<b>VCD</b>	<b>16"D Black Vinyl Clad Drawers on Full Height Peds</b>	<b>(45)</b>
HWP	Continuous hardwood pull (see Options page for metal pulls)	37
FM	Full Modesty Panel	103
FE	Full width end panels on wall side (not 12")	
CDL	Center Drawer-13-3/8dx18wx2-1/4h box size with 21" long laminate face	106
CDH	Center Drawer-13-3/8dx18wx2-1/4h box size with 21" long hardwood face	125
CDC	Center Drawer-black, w/compartments 18dx21w (for units over 20" deep)	81
LF	Locking Face	75
CG	Cord Grommet - 2-3/16" diameter, specify Left, Right or Center	41
SCG	Square Cord Grommet - 2" x 3-1/4"	66
Non-Standard Matte Laminate on Entire Unit (for quantities 3 or less)		add 40%



# DELTA SERIES

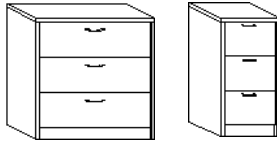
**List Price**  
**3mm PVC Edge    3mm Wood Edge**

**Model #                      depth           width           height           weight**



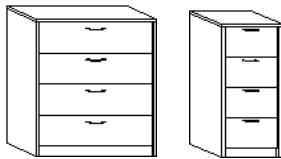
**LATERAL FILES, 2-DRAWER**

LD2N 241730	24	17	29-1/8	108	976	1,020
LD2N 243130	24	31-1/4	29-1/8	166	1,180	1,224
LD2N 243730	24	37-1/4	29-1/8	189	1,203	1,246
LD2N 244530	24	45	29-1/8	220	1,441	1,484



**LATERAL FILES, 3-DRAWER**

LD3N 241742	24	17	41-1/8	140	1,162	1,205
LD3N 243142	24	31-1/4	41-1/8	215	1,328	1,372
LD3N 243742	24	37-1/4	41-1/8	249	1,378	1,421
LD3N 244542	24	45	41-1/8	292	1,753	1,796



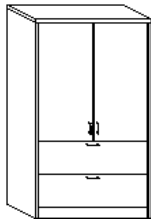
**LATERAL FILES, 4-DRAWER**

LD4N 241754	24	17	53-1/8	152	1,501	1,544
LD4N 243154	24	31-1/4	53-1/8	264	1,683	1,726
LD4N 243754	24	37-1/4	53-1/8	309	1,916	1,959
LD4N 244554	24	45	53-1/8	364	2,291	2,334



**LATERAL FILES, 2-DRAWER WITH 2 ADJUSTABLE SHELVES**

LD2N 243760	24	37-1/4	60	292	2,084	2,128
LD2N 243765	24	37-1/4	65-1/8	305	2,124	2,168
LD2N 243772	24	37-1/4	72	318	2,165	2,209



**LATERAL FILES, 2-DRAWER W/ HINGED DOORS, 2 ADJUSTABLE SHELVES**

LD2H 243760	24	37-1/4	60	296	2,288	2,331
LD2H 243765	24	37-1/4	65-1/8	307	2,328	2,371
LD2H 243772	24	37-1/4	72	322	2,369	2,412

**NOTE:** Lateral files supplied with black metal pulls (MW), see Options page for other handles  
 Lateral File filing standard side-to-side on files up to 37-1/4" wide  
 Front to back filing (3 rows) standard on files 45" wide  
 Exposed material is thermofused melamine plastic laminate with 3mm woodedge  
 Exposed drawer face edges are laminated with thin PVC edge  
 Anti-tip mechanism is standard on all lateral files above  
 Lateral files are not designed to be used without file hanging rods  
 Warranty is void if lateral files are used without file hanging rods

**OPTIONS:**

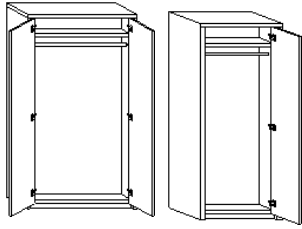
<b>UFB</b>	<b>Unfinished Back</b>	<b>(80)</b>
<b>VCD</b>	<b>16"D Black Vinyl Clad Drawers (31" wide only)</b>	<b>(30)</b>
HWP	Continuous hardwood pull (see Options page for metal pulls)	68
GL	Gang Lock (locks all drawers with a single key, 2 need on 44" wide)	169
FBF	Front to Back Filing (standard side-to-side)	30
Non-Standard Matte Laminate on Entire Unit (for quantities 3 or less)		add 40%



# DELTA SERIES

List Price	
3mm PVC Edge	3mm Wood Edge

Model #                      depth      width      height      weight



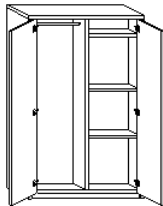
### WARDROBE CABINET WITH SHELF AND POLE

BDJ* 241866	24	18	66	191	966	1,009
BDJN 243666	24	36	66	249	1,136	1,206

\* Specify hinge location, L for left, R for right

Wardrobe with shelf above coat rod (6" clearance between top and shelf)

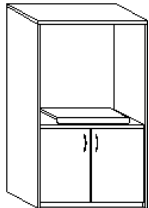
Black Masonite Back



### WARDROBE CABINET WITH POLE AND ADJUSTABLE SHELVES

BDKN 243666	24	36	66	314	1,450	1,493
-------------	----	----	----	-----	-------	-------

Black Masonite Back



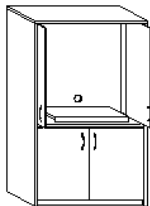
### TV/VIDEO CABINET

BDDT 243666	24	36	66	230	1,573	1,617
-------------	----	----	----	-----	-------	-------

Open upper back with TV swivel

Hinged doors on lower section, with one adjustable shelf

Black Masonite Back



### TV/VIDEO CABINET WITH POCKET DOORS

BDPT 243666	24	36	66	245	2,061	2,104
-------------	----	----	----	-----	-------	-------

Supplied with black metal TV pull out shelf, and cord grommet in back

Hinged doors on lower section, with one adjustable shelf

Black Masonite Back

**NOTE:** Hinged doors supplied with black metal wire pulls (MW), see Options page for other handle  
All cabinets at 65-1/8"H are same height as credenza/desk with hutch

#### OPTIONS:

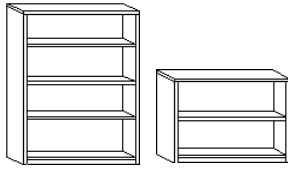
HWP	Continuous hardwood pull (30" to 48" door height)	66
HWP	Continuous hardwood pull (60" to 72" door height)	121
S	Extra Shelf - 13 lbs	77
HDL	Hinged Door Lock	73
FB	Finished Back (both sides)	add 25%
FBI	Finished Back (inside only)	add 15%
	Non-Standard Matte Laminate on Entire Unit (for quantities 3 or less)	add 40%



# DELTA SERIES

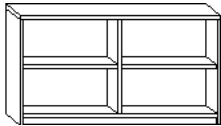
**List Price**  
 3mm PVC Edge    3mm Wood Edge

**Model #    Adj. depth    width    height    weight**  
**Shelves**



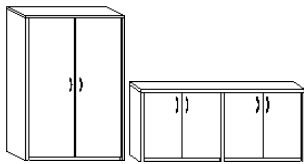
### BOOKCASE WITH ADJUSTABLE SHELF

BDAN 123629	1	12	36	29-1/8	69	433	476
BDAN 123648	2	12	36	48	95	493	537
BDAN 123660	3	12	36	60	120	554	597
BDAN 123672	4	12	36	72	144	616	659
BDAN 123686	5	12	36	86	163	703	746
BDAN 163629	1	16	36	29-1/8	94	478	521
BDAN 163648	2	16	36	48	124	530	573
BDAN 163660	3	16	36	60	157	624	667
BDAN 163672	4	16	36	72	190	675	719
BDAN 163686	5	16	36	86	223	777	820



### BOOKCASE, DOUBLE WIDTH WITH ADJUSTABLE SHELVES

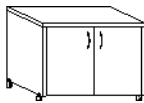
BDAN 126029	2	12	60	29-1/8	116	902	945
BDAN 127229	2	12	72	29-1/8	128	923	966
BDAN 126048	4	12	60	48	142	1,050	1,093
BDAN 127248	4	12	72	48	171	1,091	1,134
BDAN 166029	2	16	60	29-1/8	146	972	1,015
BDAN 167229	2	16	72	29-1/8	164	981	1,024
BDAN 166048	4	16	60	48	174	1,112	1,155
BDAN 167248	4	16	72	48	225	1,161	1,204



36" wide 60" & 72" wide  
*(Hinged Doors)*

### BOOKCASE, WITH HINGED DOORS

BDHN 163629	1	16	36	29-1/8	119	910	953
BDHN 163648	2	16	36	48	161	972	1,015
BDHN 163660	3	16	36	60	203	1,037	1,080
BDHN 163672	4	16	36	72	244	1,137	1,180
BDHN 163686	5	16	36	86	283	1,212	1,255
BDHN 166029	2	16	60	29-1/8	185	1,322	1,365
BDHN 167229	2	16	72	29-1/8	210	1,366	1,409
BDHN 166048	4	16	60	48	234	1,555	1,598
BDHN 167248	4	16	72	48	294	1,598	1,641



### BOOKCASE, WITH HINGED DOORS ON CASTERS

BDHC 242429	1	24	24	29-1/8	119	1,042	1,085
BDHC 243029	1	24	30	29-1/8	136	1,042	1,085

Supplied with finished back and casters

**NOTE:** Material is 1-1/8" thermofused melamine plastic laminate with 3mm thick edges  
 Standard bookcase backs are black masonite, see Options page for different back  
 Hinged doors supplied with black metal wire pulls (MW), see Options page for other handle

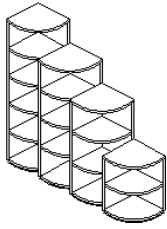
**OPTIONS:**

24" D	Change depth in model #	58
HWP	Continuous hardwood pull (30" to 48" door height)	66
HWP	Continuous hardwood pull (60" to 72" door height)	121
S	Extra Shelf - 13 lbs	77
HDL	Hinged Door Lock	73
FB	Finished Back (both sides)	add 25%
FBI	Finished Back (inside only)	add 15%
Non-Standard Matte Laminate on Entire Unit (for quantities 3 or less)		add 40%

# DELTA SERIES

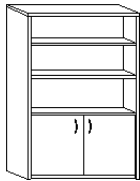
**List Price**  
3mm PVC Edge    3mm Wood Edge

**Model #    Adj. Shelves    depth    width    height    weight**



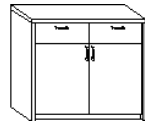
**BOOKCASE, CORNER UNITS**

BDCN 121229	1	12	12	29-1/8	48	545	588
BDCN 121248	2	12	12	48	61	610	653
BDCN 121260	3	12	12	60	74	739	783
BDCN 121272	4	12	12	72	87	808	851
BDCN 161629	1	16	16	29-1/8	60	611	654
BDCN 161648	2	16	16	48	76	677	720
BDCN 161660	3	16	16	60	92	806	849
BDCN 161672	4	16	16	72	109	875	918

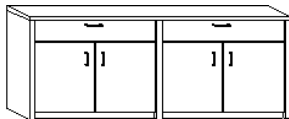


**BOOKCASE, SHELVES ABOVE, HINGED DOORS BELOW**

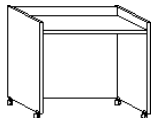
BDDN 163660	2	16	36	60	177	937	980
BDDN 163672	3	16	36	72	210	1,037	1,080
BDDN 163686	4	16	36	86	243	1,112	1,155



**BOOKCASE, WITH HINGED DOORS AND BOX DRAWER**



BD2N 213629	1	21	36	29-1/8	145	1,101	1,144
BD2N 214829	1	21	48	29-1/8	176	1,166	1,210
BD2N 216029	2	21	60	29-1/8	228	1,353	1,396
BD2N 217229	2	21	72	29-1/8	280	1,460	1,503
BD2N 213636	1	21	36	36	166	1,136	1,179
BD2N 214836	1	21	48	36	177	1,201	1,245
BD2N 216036	2	21	60	36	197	1,388	1,431
BD2N 217236	2	21	72	36	230	1,495	1,538



**MOBILE COFFEE CART**

BDDC243639	1	24	36	36/39	202	688	758
------------	---	----	----	-------	-----	-----	-----

3"H Galley Rail

**NOTE:** Material is 1-1/8" thermofused melamine plastic laminate with 3mm thick edge  
Standard bookcase backs are black masonite, see Options page for different back  
Hinged doors supplied with black metal wire pulls (MW), see Options page for other handle

**OPTIONS:**

HWP	Continuous hardwood pull (see Options page for metal pulls)	66
S	Extra Shelf - 13 lbs	77
HDL	Hinged Door Lock	73
FB	Finished Back (both sides)	add 25%
FBI	Finished Back (inside only)	add 15%
	Non-Standard Matte Laminate on Entire Unit (for quantities 3 or less)	add 40%