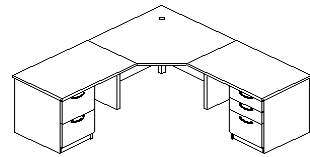




FLEXLINE SERIES



WORKSTATION #F-100

Model #	unit sizes	weight	List Price A High Pressure 3mm PVC & Woodedge	List Price B Melamine Surface 3mm PVC & Woodedge	List Price C Melamine Surface PVC Tape Self Edge
F100N 7272#	2436/3636/2436	341	2,467	2,372	2,194
F100N 8484#	2448/3636/2448	387	2,493	2,376	2,197

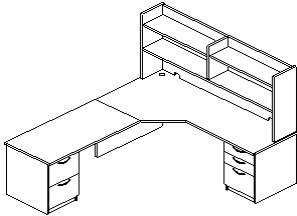
Specify List Price A, B or C

Corner unit with support panels, wood corner post, 12" high mods

16" File/File, 16" Box/Box/File

One cord grommet

Return tops only



WORKSTATION #F-110

F110* 7272#	2436/3672	477	3,513	3,384	3,171
F110* 7284#	2448/3672	497	3,528	3,394	3,185

* Specify L for Left or R for Right Return

Specify List Price A, B or C

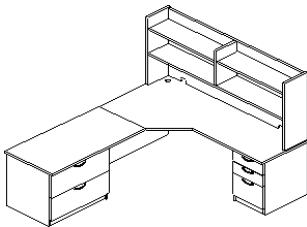
12" Modesty panels only on desk

16" File/File, 16" Box/Box/File

72" Wide open hutch

One cord grommet

Return top only



WORKSTATION #F-120

F120* 7272#	2436/3672	545	3,743	3,621	3,443
F120* 7284#	2448/3672	554	3,798	3,669	3,455

* Specify L for Left or R for Right Return

Specify List Price A, B or C

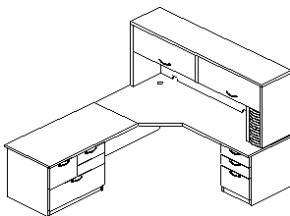
12" Modesty panels only on desk

30" File/File, 16" Box/Box/File

72" Wide open hutch

One cord grommet

Return top only



WORKSTATION #F-130

F130* 7272#	2436/3672	437	4,957	4,828	4,554
F130* 7284#	2448/3672	563	5,013	4,885	4,565

* Specify L for Left or R for Right Return

Specify List Price A, B or C

12" Modesty panels only on desk

31" Wide multiframe pedestal, 16" File/File

72" Wide flipper door hutch with disc storage

One cord grommet

Return top only

SPECIFY: A - High pressure plastic edged with 3mm PVC or Woodedge (see sample card)

B - Thermofused Melamine laminate edged with 3mm PVC or Woodedge (see sample card)

C - Thermofused Melamine laminate edged with thin PVC self edge

NOTES: Black metal pulls (MF) supplied where shown

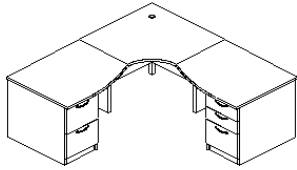
Drawer pedestals supplied with 18" deep drawer & finished pedestal backs

No end panel where worksurface supported by pedestal

OPTIONS: See Options Page

FLEXLINE SERIES

Model #	unit sizes	weight	List Price	List Price	List Price
			A	B	C
			High Pressure 3mm PVC & Woodedge	Melamine Surface 3mm PVC & Woodedge	Melamine Surface PVC Tape Self Edge
WORKSTATION - #F-140					
F140N 7272#	3048/3636/3048	374	2,792	2,654	2,258
F140N 9696#	3060/3636/3060	450	3,115	3,020	2,857



Specify List Price A, B or C

Corner unit with support panels, wood corner post, 12" high mods

Return ends 24" and 30" deep

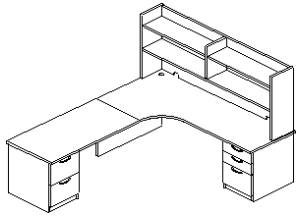
12" Inside radius corner

One cord grommet

Return tops only

WORKSTATION #F-150

F150* 7272#	2436/3672	477	3,552	3,422	3,210
F150* 7284#	2448/3672	497	3,567	3,433	3,224



*** Specify L for Left or R for Right Return**

Specify List Price A, B or C

12" Modesty panels only on desk

16" File/File, 16" Box/Box/File

72" Wide open hutch

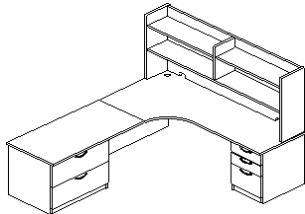
12" Inside radius corner

One cord grommet

Return top only

WORKSTATION #F-160

F160* 7272#	2436/3672	545	3,781	3,659	3,482
F160* 7284#	2448/3672	554	3,836	3,708	3,493



*** Specify L for Left or R for Right Return**

Specify List Price A, B or C

12" Modesty panels only on desk

30" File/File, 16" Box/Box/File

72" Wide open hutch

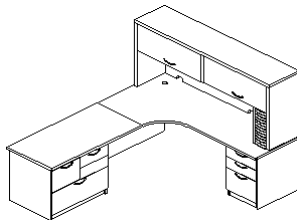
12" Inside radius corner

One cord grommet

Return top only

WORKSTATION #F-170

F170* 7272#	2436/3672	437	4,996	4,866	4,592
F170* 7284#	2448/3672	563	5,052	4,923	4,604



*** Specify L for Left or R for Right Return**

Specify List Price A, B or C

12" Modesty panels only on desk

31" Wide multifile pedestal, 16" Box/Box/File

72" Wide flipper door hutch with disc storage

12" Inside radius corner

One cord grommet

Return top only

SPECIFY: A - High pressure plastic edged with 3mm PVC or Woodedge (see sample card)

B - Thermofused Melamine laminate edged with 3mm PVC or Woodedge (see sample card)

C - Thermofused Melamine laminate edged with thin PVC self edge

NOTES: Black metal pulls (MF) supplied where shown

Drawer pedestals supplied with 18" deep drawer & finished pedestal backs

No end panel where worksurface supported by pedestal

OPTIONS:

See Options page



FLEXLINE SERIES

Model #	unit sizes	weight	List Price	List Price	List Price
			A	B	C
			High Pressure 3mm PVC & Woodedge	Melamine Surface 3mm PVC & Woodedge	Melamine Surface PVC Tape Self Edge
WORKSTATION #F-180					
F180N 7272#	2436/3636/2436	271	2,348	2,253	2,157
F180N 8484#	2448/3636/2448	283	2,378	2,286	2,185
# Specify List Price A, B or C 16" Box/Box, 16" Box/Box/File One cord grommet Three 2-3/8" diameter black metal legs supplied					
WORKSTATION #F-190					
F190* 7272#	2436/3672	433	3,288	3,159	2,917
F190* 7284#	2448/3672	439	3,304	3,176	2,943
* Specify L for Left or R for Right Return # Specify List Price A, B or C 16" File/File, 16" Box/Box/File 72" Wide open hutch One cord grommet Three 2-3/8" diameter black metal legs					
WORKSTATION #F-200					
F200* 7272#	2436/3672	488	3,506	3,377	3,135
F200* 7284#	2448/3672	594	3,523	3,394	3,161
* Specify L for Left or R for Right Return # Specify List Price A, B or C 30" File/File, 16" Box/Box/File 72" Wide open hutch One cord grommet Three 2-3/8" diameter black metal legs					
WORKSTATION #F-210					
F210* 7272#	2436/3672	608	4,776	4,647	4,316
F210* 7284#	2448/3672	614	4,793	4,664	4,331
* Specify L for Left or R for Right Return # Specify List Price A, B or C 31" Wide multiframe pedestal, 16" Box/Box/File 72" Wide flipper door hutch with disc storage One cord grommet Three 2-3/8" diameter black metal legs					

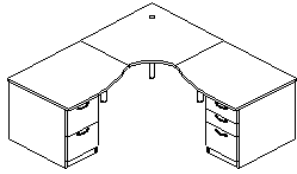
SPECIFY: A - High pressure plastic edged with 3mm PVC or Woodedge (see sample card)
 B - Thermofused Melamine laminate edged with 3mm PVC or Woodedge (see sample card)
 C - Thermofused Melamine laminate edged with thin PVC self edge

NOTES: Black metal pulls (MF) supplied where shown
 Drawer pedestals supplied with 18" deep drawer & finished pedestal backs
 No end panel where worksurface supported by pedestal

OPTIONS: See Options Page



FLEXLINE SERIES

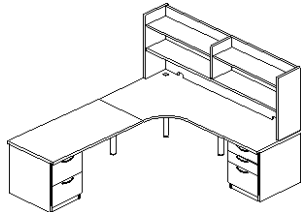


WORKSTATION #F-220

Model #	unit sizes	weight	List Price A High Pressure 3mm PVC & Woodedge	List Price B Melamine Surface 3mm PVC & Woodedge	List Price C Melamine Surface PVC Tape Self Edge
F220N 7272#	3048/3636/3048	295	2,428	2,291	2,196
F220N 9696#	3060/3636/3060	311	2,496	2,332	2,297

Specify List Price A, B or C

Return ends 24" and 30" deep
 16" File/File, 16" Box/Box/File
 12" Inside radius corner
 One cord grommet
 Three 2-3/8" diameter black metal legs



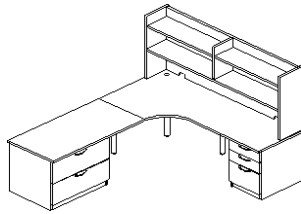
WORKSTATION #F-230

Model #	unit sizes	weight	List Price A	List Price B	List Price C
F230* 7272#	2436/3672	433	3,327	3,197	2,956
F230* 7284#	2448/3672	439	3,343	3,215	2,981

* Specify L for Left or R for Right Return

Specify List Price A, B or C

16" File/File, 16" Box/Box/File
 72" Wide open hutch
 12" Inside radius corner
 One cord grommet
 Three 2-3/8" diameter black metal legs



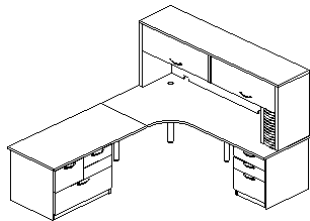
WORKSTATION #F-240

Model #	unit sizes	weight	List Price A	List Price B	List Price C
F240* 7272#	2436/3672	488	3,545	3,415	3,174
F240* 7284#	2448/3672	594	3,561	3,433	3,199

* Specify L for Left or R for Right Return

Specify List Price A, B or C

30" File/File, 16" Box/Box/File
 72" Wide Open Hutch
 12" Inside radius corner
 One cord grommet
 Three 2-3/8" diameter black metal legs



WORKSTATION #F-250

Model #	unit sizes	weight	List Price A	List Price B	List Price C
F250* 7272#	2436/3672	508	4,815	4,687	4,344
F250* 7284#	2448/3672	614	4,831	4,703	4,369

* Specify L for Left or R for Right Return

Specify List Price A, B or C

31" Wide multiframe pedestal, 16" Box/Box/File
 72" Wide flipper door hutch with disc storage
 12" Inside radius corner
 One cord grommet
 Three 2-3/8" diameter black metal legs

SPECIFY: A - High pressure plastic edged with 3mm PVC or Woodedge (see sample card)

B - Thermofused Melamine laminate edged with 3mm PVC or Woodedge (see sample card)

C - Thermofused Melamine laminate edged with thin PVC self edge

NOTES: Black metal pulls (MF) supplied where shown

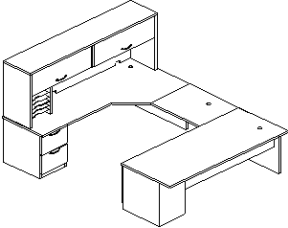
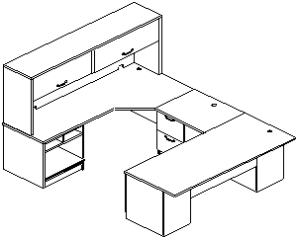
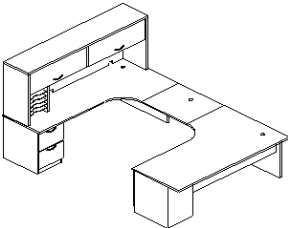
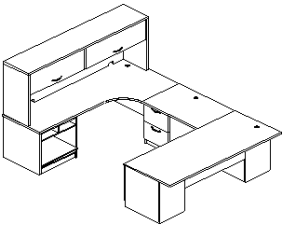
Drawer pedestals supplied with 18" deep drawer & finished pedestal backs

No end panel where worksurface supported by pedestal

OPTIONS: See Options Page



FLEXLINE SERIES

Model #	unit sizes	weight	List Price	List Price	List Price
			A	B	C
			High Pressure 3mm PVC & Woodedge	Melamine Surface 3mm PVC & Woodedge	Melamine Surface PVC Tape Self Edge
WORKSTATION #F-260					
F260* 7296#	3672/2430/3072	572	5,203	5,006	4,590
* Specify L for Left or R for Right Return					
# Specify List Price A, B or C					
12" Modesty panels on desk and credenza					
16" File/File, 16" Box/Box/File					
72" Wide flipper door hutch with paper organizer					
Three cord grommets					
					
WORKSTATION #F-270					
F270* 7296#	3672/2430/3072	664	5,775	5,573	5,150
* Specify L for Left or R for Right Return					
# Specify List Price A, B or C					
12" Modesty panels on desk and credenza					
16" File/File, 16" Box/Box/File, 24" Printer Ped, 16" Bookcase					
72" Wide flipper door hutch					
Three cord grommets					
					
WORKSTATION #F-280					
F280* 7208#	3672/2430/4272	664	5,742	5,537	5,005
* Specify L for Left or R for Right Return					
# Specify List Price A or B					
12" Modesty panels on desk and credenza					
16" File/File, 16" Box/Box/File					
72" Wide flipper door hutch with paper organizer					
12" Inside radius corner on desk and credenza					
Three cord grommets					
					
WORKSTATION #F-290					
F290* 7202#	3672/2436/3072	664	5,866	5,679	5,277
* Specify L for Left or R for Right Return					
# Specify List Price A or B					
12" Modesty panels on desk and credenza					
24" Printer Ped, 16" File/File, 16" Box/Box/File, 16" Bookcase End					
72" Wide flipper door hutch					
12" Inside radius corner on credenza					
Three cord grommets					
					

SPECIFY: A - High pressure plastic edged with 3mm PVC or Woodedge (see sample card)
 B - Thermofused Melamine laminate edged with 3mm PVC or Woodedge (see sample card)
 C - Thermofused Melamine laminate edged with thin PVC self edge

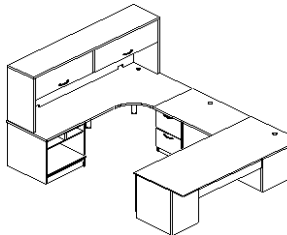
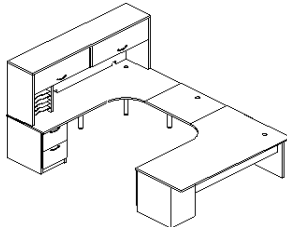
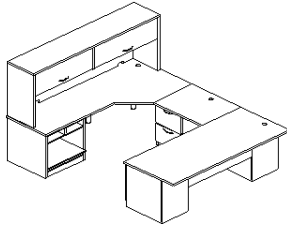
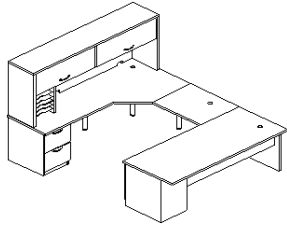
NOTES: Black metal pulls (MF) are supplied where shown
 Drawer pedestals supplied with 18" deep drawer & finished pedestal backs
 No end panel where work surface supported by pedestal

OPTIONS: See Options page



FLEXLINE SERIES

Model #	unit sizes	weight	List Price	List Price	List Price
			A	B	C
			High Pressure 3mm PVC & Woodedge	Melamine Surface 3mm PVC & Woodedge	Melamine Surface PVC Tape Self Edge
WORKSTATION #F-300					
F300* 7296#	3672/2430/3072	572	5,067	4,846	4,643
* Specify L for Left or R for Right Return					
# Specify List Price A, B or C					
12" Modesty panel on desk					
16" File/File, 16" Box/Box/File					
72" Wide flipper door hutch with paper organizer					
Three cord grommets					
Three 2-3/8" diameter black metal legs					
WORKSTATION #F-310					
F310* 7296#	3672/2430/3072	664	5,554	5,353	4,963
* Specify L for Left or R for Right Return					
# Specify List Price A, B or C					
12" Modesty panel on desk					
24" Printer Ped, 16" File/File, 16" Box/Box/File, 16" Bookcase End					
72" Wide flipper door hutch with paper organizer					
Three cord grommets					
Three 2-2/8" diameter black metal legs					
WORKSTATION #F-320					
F320* 7208#	3672/ 2430/4272	668	5,521	5,315	4,818
* Specify L for Left or R for Right Return					
# Specify List Price A or B					
12" Modesty panel on desk					
16" File/File, 16" Box/Box/File					
72" wide flipper door hutch with paper organizer					
12" Inside radius corner on desk and credenza					
Three cord grommets					
Four 2-3/8" diameter black metal legs					
WORKSTATION #F-330					
F330* 7202#	3672/ 2436/3072	676	5,645	5,458	5,090
* Specify L for Left or R for Right Return					
# Specify List Price A or B					
12" Modesty panel on desk					
24" Printer Ped, 16" File/File, 16" Box/Box/File, 16" Bookcase End					
72" Wide flipper door hutch					
12" Inside radius corner on credenza					
Three cord grommets					
Two 2-3/8" diameter black metal legs					



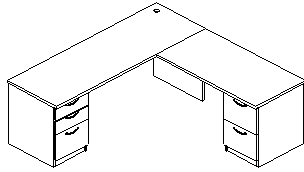
SPECIFY: A - High pressure plastic edged with 3mm PVC or Woodedge (see sample card)
 B - Thermofused Melamine laminate edged with 3mm PVC or Woodedge (see sample card)
 C - Thermofused Melamine laminate edged with thin PVC self edge

NOTES: Black metal pulls (MF) supplied where shown
 Drawer pedestals supplied with 18" deep drawer & finished pedestal backs
 No end panel where worksurface supported by pedestal

OPTIONS: See Options page



FLEXLINE SERIES



WORKSTATION #F-340

Model #	unit sizes	weight	List Price A High Pressure 3mm PVC & Woodedge	List Price B Melamine Surface 3mm PVC & Woodedge	List Price C Melamine Surface PVC Tape Self Edge
F340* 7272#	2472/2448	283	2,208	2,107	2,038
F340* 7278#	3072/2448	297	2,374	2,273	2,151

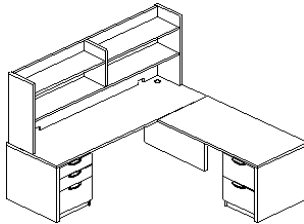
* Specify L for Left or R for Right Return

Specify List Price A, B or C

12" Modesty panel on desk, no modesty panel on return

16" Box/Box/File, 16" File/File

One cord grommet



WORKSTATION #F-350

F350* 7272#	2472/2448	432	3,182	3,080	2,910
F350* 7278#	3072/2448	446	3,344	3,244	3,023

* Specify L for Left or R for Right Return

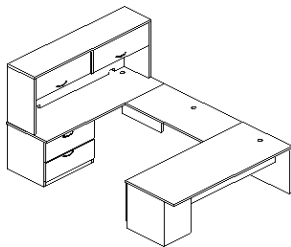
Specify List Price A, B or C

12" Modesty panel on desk, no modesty panel on return

16" Box/Box/File, 16" File/File

72" Wide open hutch

One cord grommet



WORKSTATION #F-360

F360* 7202#	2472/2448/3072	601	5,066	4,898	4,782
-------------	----------------	-----	-------	-------	-------

* Specify L for Left or R for Right Return

Specify List Price A, B or C

12" Modesty panel under all worksurfaces

30" File/File, 16" Box/Box/File

72" Wide flipper door hutch

Three cord grommets

SPECIFY: A - High pressure plastic edged with 3mm PVC or Woodedge (see sample card)

B - Thermofused Melamine laminate edged with 3mm PVC or Woodedge (see sample card)

C - Thermofused Melamine laminate edged with thin PVC self edge

NOTES: Black metal pulls (MF) supplied where shown

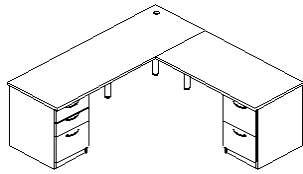
No end panel where worksurface supported by pedestal

Worksurfaces shipped K.D.

OPTIONS: See Options page



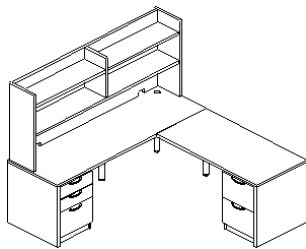
FLEXLINE SERIES



WORKSTATION #F-370

Model #	unit sizes	weight	List Price A High Pressure 3mm PVC & Woodedge	List Price B Melamine Surface 3mm PVC & Woodedge	List Price C Melamine Surface PVC Tape Self Edge
F370* 7272#	2472/2448	283	2,044	1,942	1,799
F370* 7278#	3072/2448	297	2,164	2,063	1,897

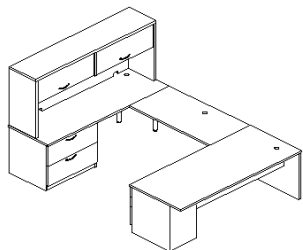
- * Specify L for Left or R for Right Return
- # Specify List Price A, B or C
- 16" Box/Box/File, 16" File/File
- One cord grommet
- Three 2-3/8" diameter black metal legs



WORKSTATION #F-380

Model #	unit sizes	weight	List Price A High Pressure 3mm PVC & Woodedge	List Price B Melamine Surface 3mm PVC & Woodedge	List Price C Melamine Surface PVC Tape Self Edge
F380* 7272#	2472/2448	432	3,017	2,916	2,767
F380* 7278#	3072/2448	446	3,082	2,981	2,806

- * Specify L for Left or R for Right Return
- # Specify List Price A, B or C
- 16" Box/Box/File, 16" File/File
- 72" Wide open hutch
- One cord grommet
- Three 2-3/8" diameter black metal legs



WORKSTATION #F-390

Model #	unit sizes	weight	List Price A High Pressure 3mm PVC & Woodedge	List Price B Melamine Surface 3mm PVC & Woodedge	List Price C Melamine Surface PVC Tape Self Edge
F390* 7278#	2472/2448/3072	601	4,901	4,733	4,639

- * Specify L for Left or R for Right Return
- # Specify List Price A, B or C
- 12" Modesty panel under all worksurfaces
- 30" File/File, 16" Box/Box/File
- 72" Wide flipper door hutch
- Three cord grommets
- Three 2-3/8" diameter black metal legs

SPECIFY: A - High pressure plastic edged with 3mm PVC or Woodedge (see sample card)
 B - Thermofused Melamine laminate edged with 3mm PVC or Woodedge (see sample card)
 C - Thermofused Melamine laminate edged with thin PVC self edge

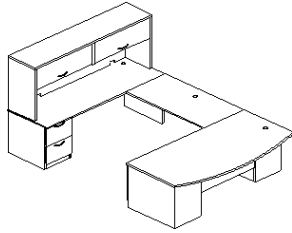
NOTES: Black metal pulls (MF) supplied where shown
 No end panel where worksurface supported by pedestal
 Worksurfaces shipped K.D.

OPTIONS: See Options page



FLEXLINE SERIES

Model #	unit sizes	weight	List Price	List Price	List Price
			A	B	C
			High Pressure 3mm PVC & Woodedge	Melamine Surface 3mm PVC & Woodedge	Melamine Surface PVC Tape Self Edge



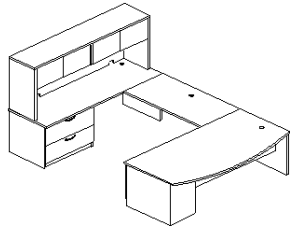
WORKSTATION #F-400

F400* 7208#	247:	2448/30-3672	661	5,374	5,195	4,755
-------------	------	--------------	-----	-------	-------	-------

* Specify L for Left or R for Right Return

Specify List Price A, B or C

- 12 Modesty panel under all work surfaces
- 16" Box/Box, 16" Box/Box/File, 16" Bookcase
- 72" Wide flipper door hutch
- Bowed conference front
- Three cord grommets



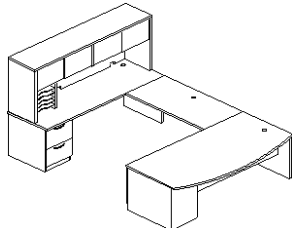
WORKSTATION #F-410

F410* 7208#	247:	2448/30-3672	663	5,419	5,242	4,884
-------------	------	--------------	-----	-------	-------	-------

* Specify L for Left or R for Right Return

Specify List Price A, B or C

- 12" Modesty panel under all work surfaces
- 30" File/File, 16" Box/Box/File
- 72" Wide hutch with hinged doors
- Bowed conference front
- Three cord grommets



WORKSTATION #F-420

F420* 7208#	247:	2448/30-3672	765	5,423	5,255	4,900
-------------	------	--------------	-----	-------	-------	-------

* Specify L for Left or R for Right Return

Specify List Price A, B or C

- 12" Modesty panel under all work surfaces
- 16" File/File, 16" Box/Box/File
- 72" Wide hutch with hinged doors and paper organizer
- Bowed conference front
- Three cord grommets

SPECIFY: A - High pressure plastic edged with 3mm PVC or Woodedge (see sample card)
 B - Thermofused Melamine laminate edged with 3mm PVC or Woodedge (see sample card)
 C - Thermofused Melamine laminate edged with thin PVC self edge

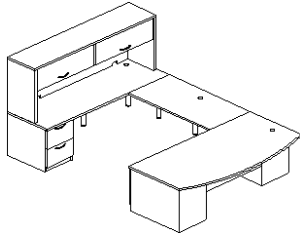
NOTES: Black metal pulls (MF) supplied where shown
 No end panel where worksurface supported by pedestal
 Worksurfaces shipped K.D.

OPTIONS: See Options page



FLEXLINE SERIES

Model #	unit sizes	weight	List Price	List Price	List Price
			A	B	C
			High Pressure 3mm PVC & Woodedge	Melamine Surface 3mm PVC & Woodedge	Melamine Surface PVC Tape Self Edge



WORKSTATION #F-430

F430* 7208#	247	2448/30-3672	765	5,089	4,911	4,468
-------------	-----	--------------	-----	-------	-------	-------

* Specify L for Left or R for Right Return

Specify List Price A, B or C

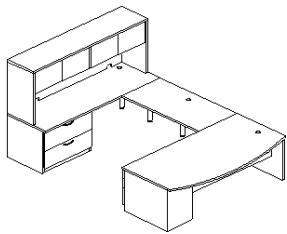
16" Box/Box, 16" Box/Box/File, 16" Bookcase End

72" Wide flipper door hutch with paper organizer

Bowed conference front

Three cord grommets

Four 2-3/8" diameter black metal legs



WORKSTATION #F-440

F440* 7208#	247	2448/30-3672	663	5,134	4,961	4,633
-------------	-----	--------------	-----	-------	-------	-------

* Specify L for Left or R for Right Return

Specify List Price A, B or C

12" Modesty panel on desk

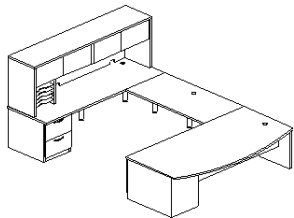
30" File/File, 16" Box/Box/File

72" Wide hutch with hinged doors

Bowed conference front

Three cord grommets

Three 2-3/8" diameter black metal legs



WORKSTATION #F-450

F450* 7208#	247	2448/30-3672	765	5,137	4,969	4,364
-------------	-----	--------------	-----	-------	-------	-------

* Specify L for Left or R for Right Return

Specify List Price A, B or C

12" Modesty panel on desk

16" File/File, 16" Box/Box/File

72" Wide hutch with hinged doors and paper organizer

Bowed conference front

Three cord grommets

Four 2-3/8" diameter black metal legs

SPECIFY: A - High pressure plastic edged with 3mm PVC or Woodedge (see sample card)

B - Thermofused Melamine laminate edged with 3mm PVC or Woodedge (see sample card)

C - Thermofused Melamine laminate edged with thin PVC self edge

NOTES: Black metal pulls (MF) supplied where shown

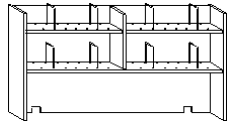
No end panel where worksurface supported by pedestal

Worksurfaces shipped K.D.

OPTIONS: See Options page

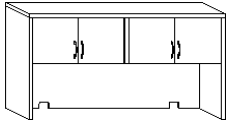


FLEXLINE SERIES



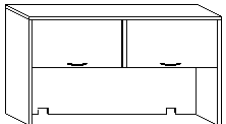
model #	depth	width	height	weight	List Price	List Price	List Price	
					A High Pressure 3mm PVC & Woodedge	B Melamine Surface 3mm PVC & Woodedge	C Melamine Surface PVC Tape Self Edge	
HUTCH - OPEN								
HFA# 126036	12	60	36	119	974	931	769	
HFA# 127236	12	72	36	149	1,053	1,010	848	
HFA# 127836	12	78	36	157	1,121	1,078	916	

Specify List Price B or C
16" clearance below shelf



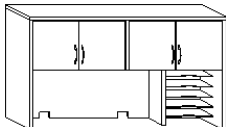
model #	depth	width	height	weight	List Price	List Price	List Price	
					A High Pressure 3mm PVC & Woodedge	B Melamine Surface 3mm PVC & Woodedge	C Melamine Surface PVC Tape Self Edge	
HUTCH - HINGED DOOR								
HFH# 166036	16	60	36	137	1,420	1,377	1,215	
HFH# 167236	16	72	36	171	1,448	1,408	1,243	
HFH# 167836	16	78	36	179	1,549	1,506	1,344	

Specify List Price B or C
19" clearance below shelf



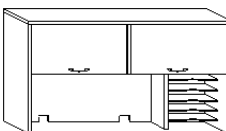
model #	depth	width	height	weight	List Price	List Price	List Price	
					A High Pressure 3mm PVC & Woodedge	B Melamine Surface 3mm PVC & Woodedge	C Melamine Surface PVC Tape Self Edge	
HUTCH - FLIPPER DOOR								
HFF# 166036	16	60	36	137	1,368	1,325	1,163	
HFF# 167236	16	72	36	171	1,448	1,405	1,243	
HFF# 167836	16	78	36	186	1,549	1,506	1,344	

Specify List Price B or C
19" clearance below shelf



model #	depth	width	height	weight	List Price	List Price	List Price	
					A High Pressure 3mm PVC & Woodedge	B Melamine Surface 3mm PVC & Woodedge	C Melamine Surface PVC Tape Self Edge	
HUTCH - HINGED DOOR WITH PAPER ORGANIZER								
IFH# 166036	16	60	36	147	1,685	1,642	1,480	
IFH# 167236	16	72	36	181	1,713	1,670	1,508	
IFH# 167836	16	78	36	190	1,813	1,770	1,608	

Specify List Price B or C
Specify Left or Right for Paper Organizer
19" clearance below shelf



model #	depth	width	height	weight	List Price	List Price	List Price	
					A High Pressure 3mm PVC & Woodedge	B Melamine Surface 3mm PVC & Woodedge	C Melamine Surface PVC Tape Self Edge	
HUTCH - FLIPPER DOOR WITH PAPER ORGANIZER								
IFF# 166036	16	60	36	147	1,633	1,601	1,439	
IFF# 167236	16	72	36	181	1,713	1,670	1,508	
IFF# 167836	16	78	36	190	1,813	1,770	1,608	

Specify List Price B or C
Specify Left or Right for Paper Organizer
19" clearance below shelf

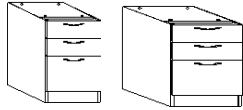
SPECIFY: B - Thermofused Melamine laminate edged with 3mm PVC or Woodedge (see sample card)
C - Thermofused Melamine laminate edged with thin PVC self edge

NOTES: Hinged doors supplied with black metal pulls (MF)

OPTIONS: See Options page

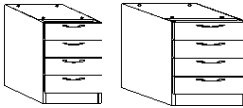


FLEXLINE SERIES



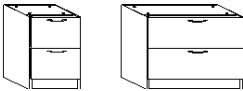
model #	depth	width	height	weight	List Price
PEDESTAL, 2 BOX DRAWER, 1 FILE DRAWER					
MF3N 241628	23-1/2	16	28	79	636
MF3N 241928	23-1/2	19	28	89	743
MF3N 301628	29-1/2	16	28	87	694
MF3N 301928	29-1/2	19	28	92	801

MF Black Pulls Supplied



PEDESTAL, 4 BOX DRAWERS					
MF4N 241628	23-1/2	16	28	81	623
MF4N 241928	23-1/2	19	28	91	646
MF4N 301628	29-1/2	16	28	89	681
MF4N 301928	29-1/2	19	28	94	705

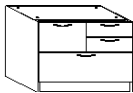
MF Black Pulls Supplied



PEDESTAL, 2 FILE DRAWERS					
MF2N 241628	23-1/2	16	28	79	636
MF2N 241928	23-1/2	19	28	89	743
MF2N 243028	23-1/2	30	28	134	926
MF2N 243628	23-1/2	36	28	188	993
MF2N 301628	29-1/2	16	28	89	694
MF2N 301928	29-1/2	19	28	97	801
MF2N 303028	29-1/2	30	28	136	984
MF2N 303628	29-1/2	36	28	143	1,051

All drawers 18" deep on 30" and 36" wide units

MF Black Pulls Supplied



PEDESTAL, 2 BOX DRAWER, 1 FILE DRAWER 16" WIDE					
MF4M 243128	24	31	28	155	1,065
MF4M 303128	30	31	28	164	1,088

MF Black Pulls Supplied

NOTES: All files and storage pedestals are designed for under work station applications only
 All pedestals have 3/4" finished overlay back, unfinished top and adjustable glides
 Storage pedestals are 3/4" thermofused melamine plastic laminate w/matching edge
 All drawers feature full extension drawer suspension
 16" and 19" wide pedestals 30" deep supplied with 26" deep drawers
 Drawer faces are attached onto 9-ply plywood drawer boxes
 Plywood drawers are finished with a four step finishing process
 Files are set up for standard and legal filing side-to-side
 Storage pedestals supplied with black metal pull (MF) unless other metal pull specified

OPTIONS:

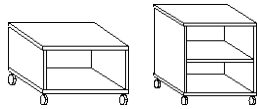
HWP	Continuous hardwood pull (up to 23"), see Options page for metal pu	per pull	38
HWP	Continuous hardwood pull (24-26"), see Options page for metal pulls	per pull	68
MW	Wire Management trough, 48" wide, 3 lbs	deduct	(12)
DD	22" Deep drawers (on 24" deep pedestals)	per pedestal	58
LF	Locking Face		75
HDL	Hinged Door Lock	per door	75
POS	Pull Out Shelf		75
CST	Casters with finished ped top		111
Non-Standard Matte Laminate on Entire Unit (WilsonArt, Nevamar, Formica, Pionite)			40%



FLEXLINE SERIES

model # depth width height weight

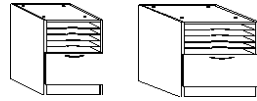
List Price



PEDESTAL, 20" WIDE UNIT WITH 1 ADJUSTABLE SHELF

MFCN 192012	19-1/2	20	12	30	362
MFCN 192020	19-1/2	20	20	48	458

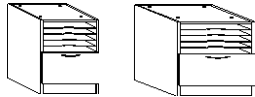
Supplied with finished back, top, and casters



PEDESTAL, 1 FILE DRAWER, 4 ADJUSTABLE SHELVES

MF1P 241628	24	16	28	79	573
MF1P 241928	24	19	28	87	584
MF1P 201628	30	16	28	92	596
MF1P 301928	30	19	28	99	619

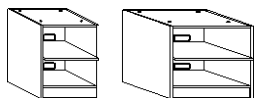
Black Masonite adjustable shelves and back



PEDESTAL, 1 FILE DRAWER, 1 PULL-OUT SHELF

MF1S 241628	24	16	28	77	559
MF1S 241928	24	19	28	88	570
MF1S 243028	24	30	28	105	794
MF1S 301628	30	16	28	84	582
MF1S 301928	30	19	28	95	594
MF1S 303028	30	30	28	113	814

Shelf has 10-1/2" clearance above, one square cord cutout, black masonite back

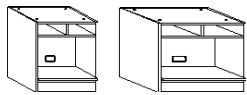


PEDESTAL, 1 PULL-OUT SHELF

MFPS 241628	24	16	28	56	420
MFPS 241928	24	19	28	66	449
MFPS 243028	24	30	28	84	484

Pull out shelf has 10-1/2" clearance above

Two square cord cutouts, fixed bottom shelf, black masonite back.



PEDESTAL, 1 PULL-OUT SHELF

MFPP 242428	24	24	28	60	482
MFPP 243028	24	30	28	88	537
MFPP 243628	24	36	28	117	577
MFPP 302428	30	24	28	102	537
MFPP 303028	30	30	28	126	555
MFPP 303628	30	36	28	151	581

One square cord cutout, black masonite back

NOTES: All files and storage pedestals are designed for under work surface applications only
 All pedestals have 3/4" finished overlay back, unfinished top and adjustable glides
 Storage pedestals are 3/4" thermofused melamine plastic laminate w/matching edge
 Drawers feature Accuride suspension; drawer faces are attached onto 9-ply plywood drawers
 Plywood drawers are finished with a four step finishing process
 Files are set up for standard and legal filing side-to-side
 Storage pedestals 24" wide and wider are supplied with a black metal wire pull (MW)

OPTIONS:

HWP	Continuous hardwood pull (up to 23"), see Options page for metal pu	per pull	38
HWP	Continuous hardwood pull (24-26"), see Options page for metal pulls	per pull	68
MW	Wire Management trough, 48" wide, 3 lbs	deduct per pull	(12)
LF	Locking Face		75
POS	Pull Out Shelf		75
CST	Casters with finished ped top		111
Non-Standard Matte Laminate on Entire Unit (WilsonArt, Nevamar, Formica, Pionite)			40%



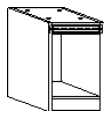
FLEXLINE SERIES

model #	depth	width	height	weight	List Price
OPEN STORAGE BOOKCASE					
MFAN 241628	23-1/2	16	28	54	327
MFAN 243028	23-1/2	30	28	70	362
MFAN 243628	23-1/2	36	28	89	420
MFAN 301628	29-1/2	16	28	65	348
MFAN 303028	29-1/2	30	28	89	385
MFAN 303628	29-1/2	36	28	120	443

With black masonite back and one adjustable shelf, 10-7/8" clear above & below

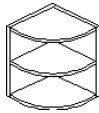
HINGED DOOR BOOKCASE WITH BLACK MASONITE BACK					
MFH* 241628	23-1/2	16	28	66	514
MFHN 243028	23-1/2	30	28	101	583
MFHN 243628	23-1/2	36	28	115	597
MFHN 301628	29-1/2	16	28	92	538

* Specify hinge location, L for left or R for right side



CPU HOLDER					
MNEN 221128	21-1/2	11-1/8	28	35	474

With open back for air flow and finished top, surge protector and phone jacks



BOOKCASE END SUPPORT					
MFBC 153028	15	21-1/8	28	23	428

Material is 3/4" thick with unfinished top

NOTES: All files and storage pedestals are designed for under work station applications only
 All pedestals have 3/4" finished overlay back, unfinished top and adjustable glides
 Storage pedestals are 3/4" thermofused melamine plastic laminate w/matching edge
 All drawers feature Accuride drawer suspension
 16" and 19" wide pedestals 30" deep supplied with 24" deep drawers
 Drawer faces are attached onto 9-ply plywood drawer boxes
 Plywood drawers are finished with a four step finishing process
 Files are set up for standard and legal filing side-to-side
 Storage pedestals supplied with black metal pull (MF) unless other metal pull specified

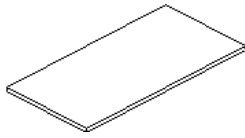
OPTIONS:

HWP	Continuous hardwood pull (see options page for metal pulls)	per pull	68
MW	Wire Management trough, 48" wide, 3 lbs	deduct	(12)
HDL	Hinged Door Lock	per door	75
POS	Pull Out Shelf		75
CST	Casters with finished ped top		111
Non-Standard Matte Laminate on Entire Unit (WilsonArt, Nevamar, Formica, Pionite)			40%

FLEXLINE SERIES

List Price List Price List Price

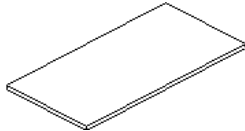
Model #	unit sizes	weight	A	B	C
			High Pressure 3mm PVC & Woodedge	Melamine Surface 3mm PVC & Woodedge	Melamine Surface PVC Tape Self Edge



WORKSURFACE - RECTANGULAR 24" DEEP

FFR# 243000	2430	23	213	182	161
FFR# 243600	2436	32	226	192	169
FFR# 244800	2448	38	246	198	175
FFR# 246000	2460	47	258	227	204
FFR# 247200	2472	56	308	261	232
FFR# 248400	2484	65	327	290	255
FFR# 249600	2496	74	376	320	285

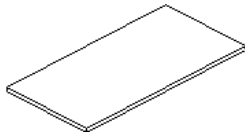
Specify List Price A, B or C



WORKSURFACE - RECTANGULAR 30" DEEP

FFR# 304800	3048	47	264	224	201
FFR# 306000	3060	59	315	268	245
FFR# 307200	3072	70	362	308	273
FFR# 308400	3084	82	408	329	302
FFR# 309600	3096	94	454	386	351

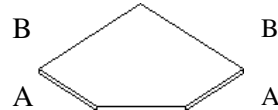
Specify List Price A, B or C



WORKSURFACE - RECTANGULAR 36" DEEP

FFR# 364800	3648	56	308	261	232
FFR# 366000	3660	70	369	314	290
FFR# 367200	3672	84	404	343	308
FFR# 368400	3684	98	409	369	334
FFR# 369600	3696	112	539	458	423

Specify List Price A, B or C



WORKSURFACE - CORNER UNIT

FFA# 363624	A = 24	B = 36	34	303	273	219
FFA# 424224	A = 24	B = 42	48	327	296	243
FFA# 424230	A = 30	B = 42	51	327	292	238
FFA# 484830	A = 30	B = 48	67	379	344	290

Specify List Price A, B or C



WORKSURFACE - BOWED CONFERENCE FRONT

FFB# 307200	30/36-72	77	598	492	457
FFB# 308400	30/36-84	90	645	514	467
FFB# 309600	30/36-96	103	694	535	486

Specify List Price A, B or C



WORKSURFACE - BULLET END

FFP# 304800	3048	45	546	489	408
FFP# 306000	3060	57	595	516	443
FFP# 307200	3072	68	632	542	476

Specify List Price A, B or C



WORKSURFACE - RADIUS CORNER

FFP# 242400	2424	5	257	233	182
FFP# 303000	3030	8	274	252	202
FFP# 363600	3636	14	295	272	222

Specify List Price A, B or C

SPECIFY:

- A - High pressure plastic edged with 3mm PVC or Woodedge (see sample card)
- B - Thermofused Melamine laminate edged with 3mm PVC or Woodedge (see sample card)
- C - Thermofused Melamine laminate edged with thin PVC self edge

OPTIONS:

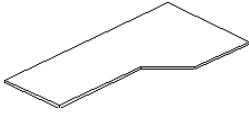
See Options page



FLEXLINE SERIES

List Price List Price List Price

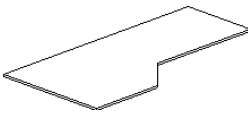
Model #	unit sizes	weight	A	B	C
			High Pressure 3mm PVC & Woodedge	Melamine Surface 3mm PVC & Woodedge	Melamine Surface PVC Tape Self Edge



ANGLED DESK TOP RIGHT

FFD# 367224	24/3672	79	607	512	398
FFD# 368424	24/3684	88	657	546	432
FFD# 369624	24/3696	97	681	637	464
FFD# 427224	24/4272	106	684	546	432
FFD# 428424	24/4284	115	709	581	465
FFD# 429624	24/4296	124	705	619	474

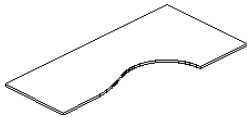
Specify List Price A, B or C



ANGLED DESK TOP LEFT

FFE# 367224	24/3672	79	607	512	398
FFE# 368424	24/3684	88	657	546	432
FFE# 369624	24/3696	97	681	637	464
FFE# 427224	24/4272	106	684	546	432
FFE# 428424	24/4284	115	709	581	465
FFE# 429624	24/4296	124	705	619	474

Specify List Price A, B or C



COCKPIT DESK TOP WITH KEYBOARD CUTOUT RIGHT

FFG# 427224	24/4272	101	684	546	418
FFG# 428424	24/4284	110	709	581	453
FFG# 429624	24/4296	119	705	619	491

Specify List Price A or B

Designed for use with radius end return tops, see page F-20



COCKPIT DESK TOP WITH KEYBOARD CUTOUT LEFT

FFH# 427224	24/4272	101	684	546	418
FFH# 428424	24/4284	110	709	581	453
FFH# 429624	24/4296	119	705	619	491

Specify List Price A or B

Designed for use with radius end return tops, see page F-20

SPECIFY:

- A - High pressure plastic edged with 3mm PVC or Woodedge (see sample card)
- B - Thermofused Melamine laminate edged with 3mm PVC or Woodedge (see sample card)
- C - Thermofused Melamine laminate edged with thin PVC self edge

OPTIONS:

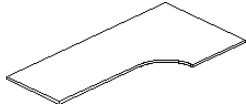
See Options page



FLEXLINE SERIES

List Price List Price List Price

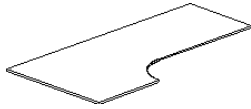
Model #	unit sizes	weight	A	B	C
			High Pressure 3mm PVC & Woodedge	Melamine Surface 3mm PVC & Woodedge	Melamine Surface PVC Tape Self Edge



ANGLED DESK TOP WITH 12" INSIDE RADIUS RIGHT

FFI# 367224	3672	79	645	560	446
FFI# 368424	3684	88	695	593	478
FFI# 369624	3696	97	745	628	512
FFI# 427224	4272	106	681	595	478
FFI# 428424	4284	115	748	629	513
FFI# 429624	4296	124	807	667	521

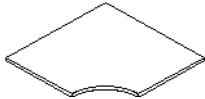
Specify List Price A, B or C



ANGLED DESK TOP WITH 12" INSIDE RADIUS LEFT

FFJ# 367224	3672	79	645	560	446
FFJ# 368424	3684	88	695	593	478
FFJ# 369624	3696	97	745	628	512
FFJ# 427224	4272	106	681	595	478
FFJ# 428424	4284	115	748	629	513
FFJ# 429624	4296	124	807	667	521

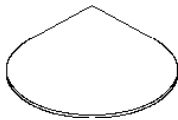
Specify List Price A, B or C



ANGLED DESK CORNER TOP, INSIDE RADIUS

FFC# 363624	363624	34	350	320	266
FFC# 424224	424224	48	373	343	289
FFC# 424230	424230	51	373	338	285
FFC# 484830	484830	61	426	391	337

Specify List Price A, B or C



TEAR DROP TABLE TOP WITH 90-DEGREE CORNER

FFQ# 360024	3624	34	394	335	302
FFQ# 420024	4224	51	471	400	360
FFQ# 420030	4230	53	471	400	360
FFQ# 480030	4830	56	488	414	373

Specify List Price A, B or C



1/2 ROUND TABLE TOP

FFS# 183600	1836	15	324	275	248
FFS# 244800	2448	27	366	311	280
FFS# 306000	3060	42	511	434	390
FFS# 367200	3672	60	567	482	434

Specify List Price A, B or C

SPECIFY: A - High pressure plastic edged with 3mm PVC or Woodedge (see sample card)
 B - Thermofused Melamine laminate edged with 3mm PVC or Woodedge (see sample card)
 C - Thermofused Melamine laminate edged with thin PVC self edge

OPTIONS: See Options page



FLEXLINE SERIES

List Price List Price List Price

Model #	unit sizes	weight	A High Pressure 3mm PVC & Woodedge	B Melamine Surface 3mm PVC & Woodedge	C Melamine Surface PVC Tape Self Edge
---------	------------	--------	--	---	---



RETURN TOP WITH RADIUSED END RIGHT

FFU# RN3048	24/30/48	44	318	261	236
FFU# RN3060	24/30/60	56	351	282	254
FFU# RN3072	24/30/72	67	386	303	272

Specify List Price A, B or C



RETURN TOP WITH RADIUSED END LEFT

FFU# LN3048	24/30/48	44	318	261	236
FFU# LN3060	24/30/60	56	351	282	254
FFU# LN3072	24/30/72	67	386	303	272

Specify List Price A, B or C

SPECIFY: A - High pressure plastic edged with 3mm PVC or Woodedge (see sample card)
 B - Thermofused Melamine laminate edged with 3mm PVC or Woodedge (see sample card)
 C - Thermofused Melamine laminate edged with thin PVC self edge

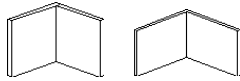
OPTIONS: See Options page



FLEXLINE SERIES

Model # depth width height weight

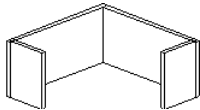
List Price List Price
B **C**
 Melamine Melamine
 Surface Surface
 3mm PVC & PVC Tape
 Woodedge Self Edge



SUPPORT PANEL - CORNER

EFC# 161628	16	16	28	26	233	183
EFC# 222228	22	22	28	40	253	191
EFC# 303028	30	30	28	49	269	208
EFC# 363628	36	36	28	59	283	222
EFC# 424228	42	42	28	68	296	234

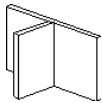
Specify List Price B or C



SUPPORT PANEL - ANGLE CORNER

EFA# 363628	35-1/2	35-1/2	28	76	325	266
EFA# 424228	41-1/2	41-1/2	28	85	341	276
EFA# 484828	47-1/2	47-1/2	28	95	355	290

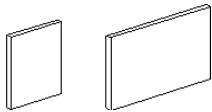
Specify List Price B or C



SUPPORT PANEL - T-SHAPE END

EFT# 241228	23-1/2	12	28	29	230	177
EFT# 301228	29-1/2	12	28	34	238	184
EFT# 361228	35-1/2	12	28	39	250	209

Specify List Price B or C

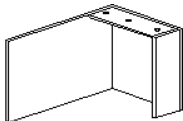


SUPPORT PANEL - END AND CENTER

EFR# 120028	12		28	10	101	75
EFR# 240028	23-1/2		28	20	117	98
EFR# 300028	29-1/2		28	25	159	118
EFR# 360028	35-1/2		28	29	168	138

Specify List Price B or C

Support panels for use with modesty panels



PEDESTAL STYLE END

EFPC 241606	24/6	16	28	25	N/A	187
EFPC 301606	30-6	16	28	34	N/A	204
EFPC 361606	36/6	16	28	39	N/A	222

3/4" Material with thin PVC tape edge

SPECIFY:

- B - Thermofused Melamine laminate edged with 3mm PVC or Woodedge (see sample card for selection)
- C - Thermofused Melamine laminate edged with thin PVC self edge

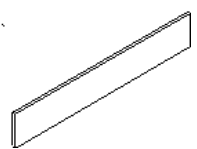
NOTES:

- 1-1/8" Thick material edged per specs above
- 3/4" Thick material on pedestal style end

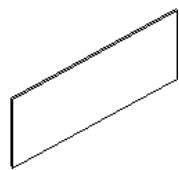


FLEXLINE SERIES

Model #	depth	width	height	weight	List Price
					Melamine Surface PVC Tape Self Edge
METAL LEG 2-3/8"					
MFML 02 BK	Black	2-3/8" diameter		3	42
MFML 02 CH	Chrome	2-3/8" diameter		3	77
MFML 04 BK	Black	4" diameter		10	106
CST	Casters on 2-3/8" diameter legs				44



MODESTY PANEL - 12" HIGH					
MP **12			12	16	148
** (Specify Width & Location)					



FULL MODESTY PANEL - 28" HIGH					
FM **28			28	40	170
** (Specify Width & Location)					

SPECIFY:

- B - Thermofused Melamine laminate edged with 3mm PVC or Woodedge (see sample card for selectio
- C - Thermofused Melamine laminate edged with thin PVC self edge

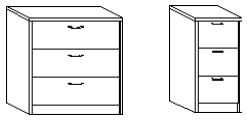


FLEXLINE SERIES

List Price List Price List Price

Model #	depth	width	height	weight	A High Pressure 3mm PVC & Woodedge	B Melamine Surface 3mm PVC & Woodedge	C Melamine Surface PVC Tape Self Edge
LATERAL FILES, 2-DRAWER							
LF2# 211730	21	17	29-1/8	91	1,053	1,010	940
LF2# 213130	21	31-1/4	29-1/8	149	1,175	1,131	1,061
LF2# 213730	21	37-1/4	29-1/8	172	1,395	1,352	1,282
LF2# 214530	21	44-1/2	29-1/8	203	1,516	1,473	1,403

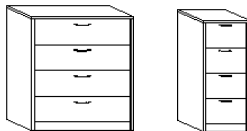
Specify List Price B or C



LATERAL FILES, 3-DRAWER

LF3# 211742	21	17	41-1/8	123	1,238	1,194	1,124
LF3# 213142	21	31-1/4	41-1/8	198	1,404	1,361	1,291
LF3# 213742	21	37-1/4	41-1/8	232	1,453	1,410	1,340
LF3# 214542	21	44-1/2	41-1/8	275	1,829	1,786	1,716

Specify List Price B or C



LATERAL FILES, 4-DRAWER

LF4# 211754	21	17	53-1/8	135	1,577	1,534	1,464
LF4# 213154	21	31-1/4	53-1/8	247	1,758	1,715	1,645
LF4# 213754	21	37-1/4	53-1/8	292	2,003	1,960	1,890
LF4# 214554	21	44-1/2	53-1/8	347	2,367	2,323	2,253

Specify List Price B or C



LATERAL FILES, 2-DRAWER WITH SHELVES

LF2# 213760	21	37-1/4	60	292	2,160	2,117	2,047
LF2# 213772	21	37-1/4	72	318	2,241	2,197	2,128

Specify List Price B or C



LATERAL FILES, 2-DRAWER WITH HINGED DOOR UPPER, 2 ADJ SHELVES

LFT# 213765	21	37-1/4	65	332	2,405	2,362	2,292
-------------	----	--------	----	-----	-------	-------	-------

Specify List Price B or C

NOTES:

FLEXLINE lateral files are made with plywood drawers

Lateral files supplied with black metal pulls (MF), unless other metal pulls specified

Lateral File filing standard side-to-side on files up to 37-1/4" wide

Front to back filing (3 rows) standard on files 45" wide

Exposed material is thermofused melamine plastic laminate with 3mm PVC or Woodedge

Exposed drawer face edges are laminated with thin PVC edge

Anti-tip mechanism is standard on all lateral files above

Lateral files are not designed to be used without file hanging rods

Warranty is void if lateral files are used without file hanging rods

All Lateral files are supplied with finished backs

OPTIONS:

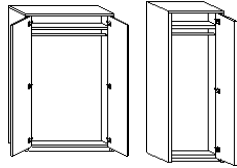
HWP	Continuous hardwood pull (see Options page for metal pulls)	68
GL	Gang Lock (locks all drawers with a single key)	each side 170
HDL	Hinged Door Lock	75
FBF	Front to Back Filing (standard side-to-side)	per drawer 30
UFB	Unfinished Back	deduct (130)
DPOS	Delete Pull out Shelf and cord grommet at top of TV Cabinet	deduct (240)
VHS	VHS Holder and cord grommet attached at top, inside TV Cabinet	130



FLEXLINE SERIES

List Price List Price List Price

Model #	depth	width	height	weight	A High Pressure 3mm PVC & Woodedge	B Melamine Surface 3mm PVC & Woodedge	C Melamine Surface PVC Tape Self Edge
---------	-------	-------	--------	--------	---	---	---



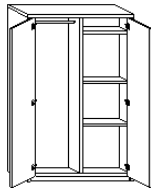
WARDROBE CABINET WITH SHELF AND POLE

BFI# 241865	24	18	65	191	1,032	989	919
BFI# 243665	24	36	65	249	1,229	1,186	1,116

Specify hinge location, L for left, R for right

Specify List Price B or C

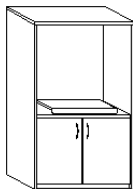
Wardrobe with shelf above coat rod (6" clearance between top and shelf)



WARDROBE CABINET WITH POLE AND ADJUSTABLE SHELVES

BFK# 243665	24	36	65	314	1,516	1,473	1,403
-------------	----	----	----	-----	-------	-------	-------

Specify List Price B or C



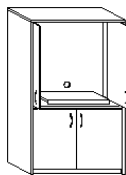
TV/VIDEO CABINET

BFT# 243665	24	36	65	230	1,640	1,597	1,527
-------------	----	----	----	-----	-------	-------	-------

Specify List Price B or C

Open upper back with TV swivel

Hinged doors on lower section, with one adjustable shelf



TV/VIDEO CABINET

BFT# 243665	24	36	65	245	2,128	2,084	2,014
-------------	----	----	----	-----	-------	-------	-------

Specify List Price B or C

Upper back with cord grommet, pocket doors and TV swivel

Hinged doors on lower section, with one adjustable shelf

NOTES:

Standard backs are black masonite unless optional back used

Hinged doors supplied with black metal pulls (MF), unless other metal pulls specified

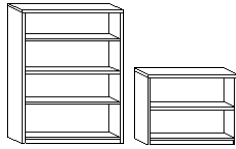
OPTIONS:

HWP	Continuous hardwood pull (30" to 48" door height)	68
HWP	Continuous hardwood pull (60" to 72" door height)	116
S	Extra Shelf - 13 lbs	73
HDL	Hinged Door Lock	75
FB	Finished Back (both sides)	add 25%
FBI	Finished Back (inside only)	add 15%



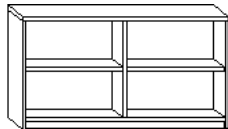
FLEXLINE SERIES

List Price List Price List Price



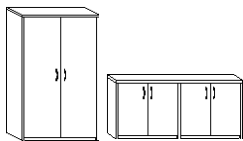
Model #	depth	width	height	weight	A High Pressure 3mm PVC & Woodedge	B Melamine Surface 3mm PVC & Woodedge	C Melamine Surface PVC Tape Self Edge	
BOOKCASE WITH ADJUSTABLE SHELF								
BFA# 123630	1	12	36	29-1/8	69	523	479	363
BFA# 123648	2	12	36	48	95	583	540	450
BFA# 123660	3	12	36	60	120	597	554	437
BFA# 123672	4	12	36	72	144	706	663	546
BFA# 123686	5	12	36	86	163	793	750	660
BFA# 163630	1	16	36	29-1/8	94	568	525	408
BFA# 163648	2	16	36	48	124	619	576	462
BFA# 163660	3	16	36	60	157	714	671	566
BFA# 163672	4	16	36	72	190	765	722	605
BFA# 163686	5	16	36	86	223	867	823	707

Specify List Price B or C



Model #	depth	width	height	weight	A High Pressure 3mm PVC & Woodedge	B Melamine Surface 3mm PVC & Woodedge	C Melamine Surface PVC Tape Self Edge	
BOOKCASE, DOUBLE WIDTH WITH ADJUSTABLE SHELVES								
BFA# 126030	2	12	60	29-1/8	116	968	925	773
BFA# 127230	2	12	72	29-1/8	128	989	946	794
BFA# 126048	4	12	60	48	142	1,116	1,073	921
BFA# 127248	4	12	72	48	171	1,157	1,114	962
BFA# 166030	2	16	60	29-1/8	146	1,038	972	843
BFA# 167230	2	16	72	29-1/8	164	1,047	1,004	853
BFA# 166048	4	16	60	48	174	1,178	1,135	983
BFA# 167248	4	16	72	48	225	1,227	1,184	1,032

Specify List Price B or C



36" wide
60" & 72" wide
(Hinged Doors)

Model #	depth	width	height	weight	A High Pressure 3mm PVC & Woodedge	B Melamine Surface 3mm PVC & Woodedge	C Melamine Surface PVC Tape Self Edge	
BOOKCASE, WITH HINGED DOORS								
BFH# 163630	1	16	36	29-1/8	119	1,015	972	813
BFH# 163648	2	16	36	48	161	1,036	993	867
BFH# 163660	3	16	36	60	203	1,163	1,120	874
BFH# 163672	4	16	36	72	244	1,204	1,161	1,032
BFH# 166030	2	16	60	29-1/8	185	1,085	1,042	1,217
BFH# 167230	2	16	72	29-1/8	210	1,094	1,051	1,261
BFH# 166048	4	16	60	48	234	1,225	1,182	1,450
BFH# 167248	4	16	72	48	294	1,274	1,231	1,493

Specify List Price B or C

NOTES:

Material is 1-1/8" thermofused melamine plastic laminate with 3mm PVC or Woodedge
Standard bookcase backs are black masonite
Hinged doors supplied with black metal pulls (MF), unless other metal pulls specified

OPTIONS:

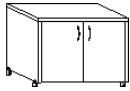
HWP	Continuous hardwood pull (30" to 48" door height)	68
HWP	Continuous hardwood pull (60" to 72" door height)	116
S	Extra Shelf - 13 lbs	73
HDL	Hinged Door Lock	75
FB	Finished Back (both sides)	add 25%
FBI	Finished Back (inside only)	add 15%



FLEXLINE SERIES

List Price List Price List Price

Model #	depth	width	height	weight	A High Pressure 3mm PVC & Woodedge	B Melamine Surface 3mm PVC & Woodedge	C Melamine Surface PVC Tape Self Edge
---------	-------	-------	--------	--------	--	---	---

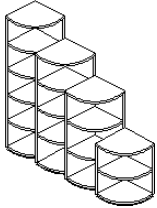


BOOKCASE, WITH HINGED DOORS ON CASTERS

BFM# 242430	1	24	24	29-1/8	119	1,132	1,089	995
BFM# 243030	1	24	30	29-1/8	136	1,132	1,089	995

Specify List Price B or C

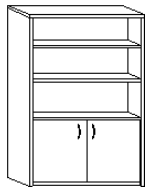
Supplied with finished back and casters



BOOKCASE, CORNER UNITS

BFC# 121230	1	12	12	29-1/8	48	611	568	498
BFC# 121248	2	12	12	48	61	677	633	563
BFC# 121260	3	12	12	60	74	806	763	693
BFC# 121272	4	12	12	72	87	875	832	762
BFC# 161630	1	16	16	29-1/8	64	654	611	541
BFC# 161648	2	16	16	48	81	743	700	630
BFC# 161660	3	16	16	60	98	872	829	759
BFC# 161672	4	16	16	72	116	941	898	828

Specify List Price B or C



BOOKCASE, SHELVES ABOVE, HINGED DOORS BELOW

BFD# 163660	2	16	36	60	177	1,038	995	890
BFD# 163672	3	16	36	72	210	1,138	1,095	990
BFD# 163686	4	16	36	86	243	1,213	1,170	1,065

Specify List Price B or C

NOTES:

Material is 1-1/8" thermofused melamine plastic laminate with 3mm PVC or Woodedge
 Standard bookcase backs are black masonite
 Hinged doors supplied with black metal pulls (MF), unless other metal pulls specified

OPTIONS:

HWP	Continuous hardwood pull (see Options page for metal pulls)	116
S	Extra Shelf - 13 lbs	73
HDL	Hinged Door Lock	75
FB	Finished Back (both sides)	add 25%
FBI	Finished Back (inside only)	add 15%