




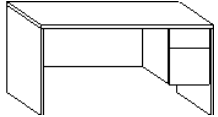
LEGACY SERIES

List Price

Model #	depth	width	height	weight	List Price		
					3mm PVC Edge	3mm Wood Edge	
DESK SHELL							
DL0N 304829	30	48	29-1/8	114	520	563	
DL0N 306029	30	60	29-1/8	128	554	597	
DL0N 307229	30	72	29-1/8	143	582	625	
DL0N 308429	30	84	29-1/8	159	619	662	
DL0N 309629	30	96	29-1/8	176	647	691	
DL0N 367229	36	72	29-1/8	168	681	724	
DL0N 368429	36	84	29-1/8	177	746	790	
DL0N 369629	36	96	29-1/8	185	785	828	

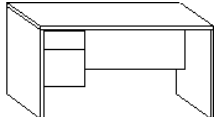


Full height drawer pedestals available, see Misc/Pedestals page M-1
12"H mod panel supplied



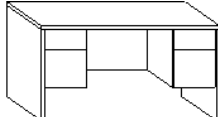
DESK, BOX/FILE RIGHT							
DL2R 304829	30	48	29-1/8	143	759	802	
DL2R 306029	30	60	29-1/8	157	794	837	
DL2R 307229	30	72	29-1/8	172	816	860	
DL2R 366629	36	66	29-1/8	192	871	914	
DL2R 367229	36	72	29-1/8	197	895	938	

Plywood Drawers, 18"H Mod Panel



DESK, BOX/FILE LEFT							
DL2L 304829	30	48	29-1/8	143	759	802	
DL2L 306029	30	60	29-1/8	157	794	837	
DL2L 307229	30	72	29-1/8	172	816	860	
DL2L 366629	36	66	29-1/8	192	871	914	
DL2L 367229	36	72	29-1/8	197	895	938	

Plywood Drawers, 18"H Mod Panel



DESK, BOX/FILE, BOX/FILE							
DL4N 306029	30	60	29-1/8	186	995	1,038	
DL4N 307229	30	72	29-1/8	201	1,064	1,107	
DL4N 366629	36	66	29-1/8	221	1,106	1,149	
DL4N 367229	36	72	29-1/8	226	1,130	1,173	

Plywood Drawers, 18"H Mod Panel

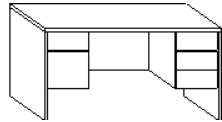
OPTIONS:

VCD	16"D Black Vinyl Clad Drawers on 3/4H peds	deduct	(30)
HWP	Continuous hardwood pull (see Options page for metal pulls)		37
CDL	Center Drawer-13-3/8dx18wx2-1/4h box size with 21" long laminate face		106
CDH	Center Drawer-13-3/8dx18wx2-1/4h box size with 21" long hardwood face		125
CDC	Center Drawer-black, w/compartments 18dx21w (for units over 20" deep)		81
FM	Full Modesty Panel - 10 lbs		102
LF	Locking Face		75
SK	Sliding Keyboard Tray, matching laminate (11dx26w) - 7 lbs		170
CG	Cord Grommet - 2-3/16" diameter, specify Left, Right or Center		41
SCG	Square Cord Grommet - 2" x 3-1/4"		66
BCF	6" Bowed Conference Front		237
AKT-1	Articulating Keyboard Tray, black plastic, knob adjusting (10-3/4dx20-1/4w)		197
AKT-2	Articulating Keyboard Tray, black metal, lift/tilt adjusting (10-1/2dx25w)		303
FH	42" Perimeter Walls (3 sides)		336
	Non-Standard Matte Laminate on Entire Unit (for quantities 3 or less)		add 40%



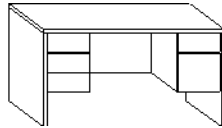
LEGACY SERIES

List Price



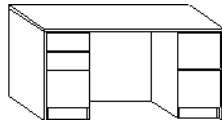
Model #	depth	width	height	weight	List Price	
					3mm PVC Edge	3mm Wood Edge
DESK, BOX/FILE LEFT, BOX/BOX/BOX RIGHT						
DL5L 306029	30	60	29-1/8	186	995	1,038
DL5L 307229	30	72	29-1/8	201	1,064	1,107
DL5L 366629	36	66	29-1/8	221	1,106	1,149
DL5L 367229	36	72	29-1/8	226	1,130	1,173

Plywood Drawers, 18"H Mod Panel



Model #	depth	width	height	weight	List Price	
					3mm PVC Edge	3mm Wood Edge
DESK, BOX/BOX/BOX LEFT, BOX/FILE RIGHT						
DL5R 306029	30	60	29-1/8	186	995	1,038
DL5R 307229	30	72	29-1/8	201	1,064	1,107
DL5R 366629	36	66	29-1/8	221	1,106	1,149
DL5R 367229	36	72	29-1/8	226	1,130	1,173


Plywood Drawers, 18"H Mod Panel



Model #	depth	width	height	weight	List Price	
					3mm PVC Edge	3mm Wood Edge
DESK SHELL, BOX/BOX/FILE, FILE/FILE						
DL5NN 3060E	30	60	29-1/8	289	1,877	1,920
DL5NN 3072E	30	72	29-1/8	302	1,905	1,948
DL5NN 3672E	36	72	29-1/8	317	2,004	2,047

Modular pedestals shipped unattached with unfinished top and back

Full height modesty panel is standard, Plywood drawers



Model #	depth	width	height	weight	List Price	
					3mm PVC Edge	3mm Wood Edge
DESK TOP RISER						
HLAN 124812	12	47-1/2	12	65	400	443
HLAN 126012	12	59-1/2	12	69	413	456
HLAN 126612	12	65-1/2	12	75	426	469
HLAN 127212	12	71-1/2	12	80	439	482
HLAN 128412	12	83-1/2	12	91	451	495
HLAN 129612	12	95-1/2	12	102	464	507

OPTIONS:


VCD	16"D Black Vinyl Clad Drawers on Full Height Peds	deduct per ped	(58)
VCD	16"D Black Vinyl Clad Drawers on 3/4 Height Peds	deduct per ped	(30)
HWP	Continuous hardwood pull (see Options page for metal pulls)		37
CDL	Center Drawer-13-3/8dx18wx2-1/4h box size with 21" long laminate face		106
CDH	Center Drawer-13-3/8dx18wx2-1/4h box size with 21" long hardwood face		125
CDC	Center Drawer-black, w/compartments 18dx21w (for units over 20" deep)		81
FM	Full Modesty Panel - 10 lbs		102
LF	Locking Face		75
SK	Sliding Keyboard Tray, matching laminate (11dx26w) - 7 lbs		170
CG	Cord Grommet - 2-3/16" diameter, specify Left, Right or Center		41
SCG	Square Cord Grommet - 2" x 3-1/4"		66
BCF	6" Bowed Conference Front		237
AKT-1	Articulating Keyboard Tray, black plastic, knob adjusting (10-3/4dx20-1/4w)		197
AKT-2	Articulating Keyboard Tray, black metal, lift/tilt adjusting (10-1/2dx25w)		303
FH	42" Perimeter Walls (3 sides)		336
	Non-Standard Matte Laminate on Entire Unit (for quantities 3 or less)		add 40%



LEGACY SERIES

List Price

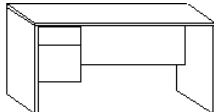
Model #	depth	width	height	weight	List Price	
					3mm PVC Edge	3mm Wood Edge



CREDENZA SHELL

CLON 244829	24	48	29-1/8	80	457	500
CLON 246029	24	60	29-1/8	89	496	539
CLON 246629	24	66	29-1/8	97	537	580
CLON 247229	24	72	29-1/8	105	552	595
CLON 248429	24	84	29-1/8	127	584	628
CLON 249629	24	96	29-1/8	145	639	682

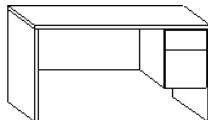
Full height drawer pedestals available, see Misc/Pedestals page M-1
12"H mod panel supplied



CREDENZA, BOX/FILE LEFT

CL2L 246029	24	60	29-1/8	118	708	751
CL2L 246629	24	66	29-1/8	126	749	792
CL2L 247229	24	72	29-1/8	134	766	809

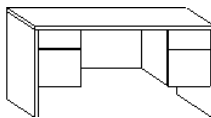
Plywood Drawers, 18"H Mod Panel



CREDENZA, BOX/FILE RIGHT

CL2R 246029	24	60	29-1/8	118	708	751
CL2R 246629	24	66	29-1/8	126	749	792
CL2R 247229	24	72	29-1/8	134	766	809

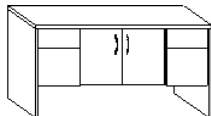
Plywood Drawers, 18"H Mod Panel



CREDENZA, BOX/FILE, BOX/FILE

CL4N 246029	24	60	29-1/8	147	923	966
CL4N 246629	24	66	29-1/8	155	962	1,005
CL4N 247229	24	72	29-1/8	163	980	1,023

Plywood Drawers, 18"H Mod Panel



CREDENZA, BOX/FILE, BOX/FILE, HD STORAGE

CL4H 246029	24	60	29-1/8	188	1,234	1,277
CL4H 246629	24	66	29-1/8	196	1,275	1,318
CL4H 247229	24	72	29-1/8	204	1,292	1,336

Hinged doors supplied with black metal pulls (MW), see Options page for other colors

One adjustable shelf supplied

Plywood Drawers, 18"H Mod Panel

OPTIONS:

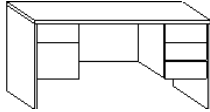
VCD	16"D Black Vinyl Clad Drawers on 3/4 Height Peds	deduct per ped	(30)
HWP	Continuous hardwood pull (see Options page for metal pulls)		37
CDL	Center Drawer-13-3/8dx18wx2-1/4h box size with 21" long laminate face		106
CDH	Center Drawer-13-3/8dx18wx2-1/4h box size with 21" long hardwood face		125
CDC	Center Drawer-black, w/compartments 18dx21w (for units over 20" deep)		81
FM	Full Modesty Panel - 10 lbs		102
LF	Locking Face		75
SK	Sliding Keyboard Tray, matching laminate (11dx26w) - 7 lbs		170
CG	Cord Grommet - 2-3/16" diameter, specify Left, Right or Center		41
SCG	Square Cord Grommet - 2" x 3-1/4"		66
BCF	6" Bowed Conference Front		237
AKT-1	Articulating Keyboard Tray, black plastic, knob adjusting (10-3/4dx20-1/4w)		197
AKT-2	Articulating Keyboard Tray, black metal, lift/tilt adjusting (10-1/2dx25w)		303
	Non-Standard Matte Laminate on Entire Unit (for quantities 3 or less)		add 40%



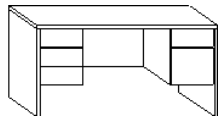
LEGACY SERIES

List Price

Model #	depth	width	height	weight	List Price	
					3mm PVC Edge	3mm Wood Edge
CREDENZA, BOX/FILE LEFT, BOX/BOX/BOX RIGHT						
CL5L 246029	24	60	29-1/8	147	960	1,038
CL5L 246629	24	66	29-1/8	155	1,000	1,043
CL5L 247229	24	72	29-1/8	163	1,016	1,059
CL5L 248429	24	84	29-1/8	171	1,107	1,150
CL5L 249629	24	96	29-1/8	179	1,154	1,197

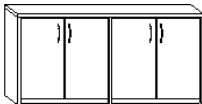


Plywood Drawers, 18"H Mod Panel



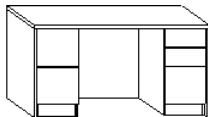
CREDENZA, BOX/BOX/BOX LEFT, BOX/FILE RIGHT						
CL5R 246029	24	60	29-1/8	147	960	1,003
CL5R 246629	24	66	29-1/8	155	1,000	1,043
CL5R 247229	24	72	29-1/8	163	1,016	1,059
CL5L 248429	24	84	29-1/8	171	1,107	1,150
CL5L 249629	24	96	29-1/8	179	1,154	1,197

Plywood Drawers, 18"H Mod Panel



CREDENZA, HD STORAGE						
CL0H 246029	24	60	29-1/8	146	970	1,014
CL0H 246629	24	66	29-1/8	154	1,012	1,056
CL0H 247229	24	72	29-1/8	162	1,026	1,070
CL0H 248429	24	84	29-1/8	174	1,073	1,116
CL0H 249629	24	96	29-1/8	182	1,096	1,140

Hinged doors supplied with black metal pulls (MW), see Options page for other colors
One adjustable shelf per side supplied, 18"H Mod Panel



CREDENZA, FILE/FILE, BOX/BOX/FILE						
CL5NN 2460E	24	60	29-1/8	248	1,754	1,827
CL5NN 2472E	24	72	29-1/8	257	1,775	1,883
CL5NN 2484E	24	84	29-1/8	266	1,808	1,915
CL5NN 2496E	24	96	29-1/8	275	1,898	1,970

Full height pedestals supplied unattached with unfinished top and back
Full height modesty panel is standard. 12"H mod panel available, please specify and deduct \$88. Plywood Drawers

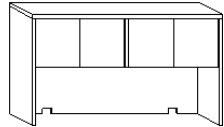
OPTIONS:

VCD	16"D Black Vinyl Clad Drawers on Full Height Peds	(45)
VCD	16"D Black Vinyl Clad Drawers on 3/4 Height Peds	(30)
HWP	Continuous hardwood pull (see Options page for metal pulls)	37
CDL	Center Drawer-13-3/8dx18wx2-1/4h box size with 21" long laminate face	106
CDH	Center Drawer-13-3/8dx18wx2-1/4h box size with 21" long hardwood face	125
CDC	Center Drawer-black, w/compartments 18dx21w (for units over 20" deep)	81
FM	Full Modesty Panel - 10 lbs	102
LF	Locking Face	75
SK	Sliding Keyboard Tray, matching laminate (11dx26w) - 7 lbs	170
CG	Cord Grommet - 2-3/16" diameter, specify Left, Right or Center	41
SCG	Square Cord Grommet - 2" x 3-1/4"	66
BCF	6" Bowed Conference Front	237
AKT-1	Articulating Keyboard Tray, black plastic, knob adjusting (10-3/4dx20-1/4w)	197
AKT-2	Articulating Keyboard Tray, black metal, lift/tilt adjusting (10-1/2dx25w)	303
FH	42" Perimeter Walls (3 sides)	336
	Non-Standard Matte Laminate on Entire Unit (for quantities 3 or less)	add 40%



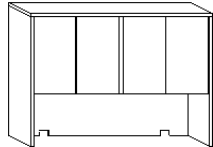
LEGACY SERIES

List Price



Model #	depth	width	height	weight	List Price	
					3mm PVC Edge	3mm Wood Edge
HINGED DOOR STORAGE						
HLHN 164836	16	47-1/2	36	131	1,100	1,143
HLHN 166036	16	59-1/2	36	153	1,317	1,360
HLHN 166636	16	65-1/2	36	164	1,345	1,388
HLHN 167236	16	71-1/2	36	175	1,372	1,415
HLHN 168436	16	83-1/2	36	186	1,445	1,488
HLHN 169636	16	95-1/2	36	197	1,484	1,527

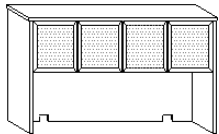
19" clearance below shelf. 6 doors on 84" and 96" wide units



DUAL HEIGHT HINGED DOOR STORAGE						
HLHN 164848	16	47-1/2	48	175	1,329	1,372
HLHN 166048	16	59-1/2	48	225	1,887	1,930
HLHN 166648	16	65-1/2	48	241	1,929	1,972
HLHN 167248	16	71-1/2	48	271	1,970	2,013
HLHN 168448	16	83-1/2	48	299	2,011	2,054
HLHN 169648	16	95-1/2	48	233	2,053	2,096

One adjustable shelf per side supplied

19" clearance below shelf



HINGED DOOR STORAGE, ETCHED GLASS DOORS WITH 7/8" WIDE ALUMINUM FRAME						
HLGN 164836	16	47-1/2	36	131	1,890	1,960
HLGN 166036	16	59-1/2	36	153	2,410	2,480
HLGN 166636	16	65-1/2	36	164	2,628	2,698
HLGN 167236	16	71-1/2	36	175	2,642	2,712
HLGN 168436	16	83-1/2	36	186	2,935	3,005
HLGN 169636	16	95-1/2	36	197	3,732	3,802

19" clearance below shelf. 6 doors on 84" and 96" wide units



TASKLIGHTS			
TL-30		27-1/2	168
TL-36		33-1/2	184
TL-48		45-1/2	203
TL-60		57-1/2	254

6' black power cord. Square cord grommet in back below shelf is standard when a task light is ordered.

NOTE: Finished Back supplied. 2 Wire hoops per shelf area supplied.
Valance or Support panel for Hutches over 72" wide is recommended
48" Tambour and Flipper Door hutches have one door

OPTIONS:

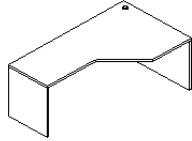
UFB	Unfinished Back	deduct	(80)
HWP	Continuous hardwood pull (see Options page for metal pulls)		37
WH	Wire Hoops (used to support shelved material)		14
FWG	2" Full Width Cord Gap (below back)	deduct	(20)
HDL	Hinged Door Lock		75
IC	Increased Clearance, 24" clearance below 1st shelf, overall height 41"		63
PO	Paper Organizer with 5 Adjustable Black Masonite Shelves Below Shelf		265
VAL	Valance - 3" High (16" clearance to bottom of valance on closed storage hutch)		64
ATB	Fabric tack board for 48" wide Storage Hutch		134
	Fabric tack board for 60" wide Storage Hutch		152
	Fabric tack board for 66" wide Storage Hutch		169
	Fabric tack board for 72" wide Storage Hutch		181
	Fabric tack board for 84" wide Storage Hutch		210
	Fabric tack board for 96" wide Storage Hutch		239
	Non-Standard Matte Laminate on Entire Unit (for quantities 3 or less)		add 40%



LEGACY SERIES

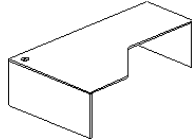
List Price

Model #	depth	width	height	weight	List Price	
					3mm PVC Edge	3mm Wood Edge
ANGLED DESK RIGHT						
NLOR 367229	24-36	72	29-1/8	133	865	909
NLOR 368429	24-36	84	29-1/8	149	993	1,036
NLOR 369629	24-36	96	29-1/8	161	1,117	1,161
NLOR 427229	24-42	72	29-1/8	145	1,057	1,100
NLOR 428429	24-42	84	29-1/8	156	1,186	1,229
NLOR 429629	24-42	96	29-1/8	168	1,309	1,352



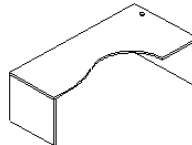
All angles at 45 degrees. Angle length is 17" on 24-36 desk, 25-1/2" on 24-42 desk.
12"H mod panel and cord grommet supplied

ANGLED DESK LEFT						
NLOL 367229	24-36	72	29-1/8	133	865	909
NLOL 368429	24-36	84	29-1/8	149	993	1,036
NLOL 369629	24-36	96	29-1/8	161	1,117	1,161
NLOL 427229	24-42	72	29-1/8	145	1,057	1,100
NLOL 428429	24-42	84	29-1/8	156	1,186	1,229
NLOL 429629	24-42	96	29-1/8	168	1,309	1,352



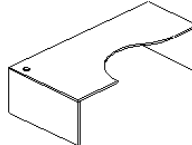
All angles at 45 degrees. Angle length is 17" on 24-36 desk, 25-1/2" on 24-42 desk.
12"H mod panel and cord grommet supplied

DESK WITH COCKPIT STYLE INSIDE RADIUS RIGHT						
NLRR 367229	24-36	72	29-1/8	133	952	995
NLRR 368429	24-36	84	29-1/8	149	1,079	1,122
NLRR 369629	24-36	96	29-1/8	161	1,204	1,247
NLRR 427229	24-42	72	29-1/8	145	1,191	1,234
NLRR 428429	24-42	84	29-1/8	156	1,319	1,362
NLRR 429629	24-42	96	29-1/8	168	1,442	1,485



12"H mod panel and cord grommet supplied

DESK WITH COCKPIT STYLE INSIDE RADIUS LEFT						
NLRL 367229	24-36	72	29-1/8	133	952	995
NLRL 368429	24-36	84	29-1/8	149	1,079	1,122
NLRL 369629	24-36	96	29-1/8	161	1,204	1,247
NLRL 427229	24-42	72	29-1/8	145	1,191	1,234
NLRL 428429	24-42	84	29-1/8	156	1,319	1,362
NLRL 429629	24-42	96	29-1/8	168	1,442	1,485



12"H mod panel and cord grommet supplied

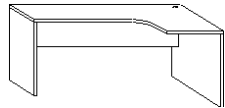
NOTE: Full height drawer pedestals available, see Misc/Pedestals page M-1
One Cord Grommet supplied

OPTIONS:		
CDL	Center Drawer-13-3/8dx18wx2-1/4h box size with 21" long laminate face	106
CDH	Center Drawer-13-3/8dx18wx2-1/4h box size with 21" long hardwood face	125
CDC	Center Drawer-black, w/compartments 18dx21w (for units over 20" deep)	81
FM	Full Modesty Panel - 10 lbs	102
SK	Sliding Keyboard Tray, matching laminate (11dx26w) - 7 lbs	170
CG	Cord Grommet - 2-3/16" diameter, specify Left, Right or Center	41
SCG	Square Cord Grommet - 2" x 3-1/4"	66
AKT-1	Articulating Keyboard Tray, black plastic, knob adjusting (10-3/4dx20-1/4w)	197
WM	Wire Management trough, 48" wide, 3 lbs	31
Non-Standard Matte Laminate on Entire Unit (for quantities 3 or less)		add 40%



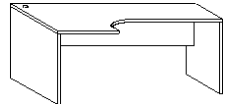
LEGACY SERIES

List Price



Model #	depth	width	height	weight	List Price	
					3mm PVC Edge	3mm Wood Edge
DESK WITH 12" INSIDE RADIUS RIGHT						
NLCR 367229	24-36	72	29-1/8	133	893	937
NLCR 368429	24-36	84	29-1/8	149	1,021	1,064
NLCR 369629	24-36	96	29-1/8	161	1,145	1,189
NLCR 427229	30-42	72	29-1/8	145	1,086	1,129
NLCR 428429	30-42	84	29-1/8	156	1,206	1,249
NLCR 429629	30-42	96	29-1/8	168	1,337	1,380

12"H mod panel supplied



Model #	depth	width	height	weight	List Price	
					3mm PVC Edge	3mm Wood Edge
DESK WITH 12" INSIDE RADIUS LEFT						
NLCL 367229	24-36	72	29-1/8	133	893	937
NLCL 368429	24-36	84	29-1/8	149	1,021	1,064
NLCL 369629	24-36	96	29-1/8	161	1,145	1,189
NLCL 427229	30-42	72	29-1/8	145	1,086	1,129
NLCL 428429	30-42	84	29-1/8	156	1,206	1,249
NLCL 429629	30-42	96	29-1/8	168	1,337	1,380

12"H mod panel supplied

NOTE: Full height drawer pedestals available, see Misc/Pedestals page M-1
One Cord Grommet supplied



DESK TOP MONITOR PARTITION						
CNNR 262609	26	26	9	6		122

Material is 3/4" with thin PVC edging

Corner mounted unit helps hide back of computer and cords

(Please see front cover of Contemporary brochure for photo picture)

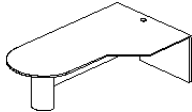
OPTIONS:

CDL	Center Drawer-13-3/8dx18wx2-1/4h box size with 21" long laminate face	106
CDH	Center Drawer-13-3/8dx18wx2-1/4h box size with 21" long hardwood face	125
CDC	Center Drawer-black, w/compartments 18dx21w (for units over 20" deep)	81
FM	Full Modesty Panel - 10 lbs	102
SK	Sliding Keyboard Tray, matching laminate (11dx26w) - 7 lbs	170
CG	Cord Grommet - 2-3/16" diameter, specify Left, Right or Center	41
SCG	Square Cord Grommet - 2" x 3-1/4"	66
AKT-1	Articulating Keyboard Tray, black plastic, knob adjusting (10-3/4dx20-1/4w)	197
AKT-2	Articulating Keyboard Tray, black metal, lift/tilt adjusting (10-1/2dx25w)	303
FH	42" Perimeter Walls (3 sides)	447
WM	Wire Management trough, 48" wide, 3 lbs	31
Non-Standard Matte Laminate on Entire Unit (for quantities 3 or less)		add 40%



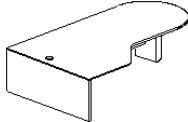
LEGACY SERIES

List Price



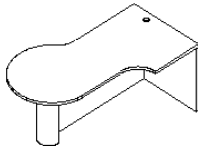
Model #	depth	width	height	weight	List Price	
					3mm PVC Edge	3mm Wood Edge
ANGLED DESK WITH BULLET END LEFT						
NLBAR 3672E	24-36	72	29-1/8	133	1,162	1,205
NLBAR 3684E	24-36	84	29-1/8	149	1,289	1,332
NLBAR 3696E	24-36	96	29-1/8	161	1,414	1,457
NLBAR 4272E	30-42	72	29-1/8	145	1,354	1,397
NLBAR 4284E	30-42	84	29-1/8	156	1,482	1,526
NLBAR 4296E	30-42	96	29-1/8	168	1,605	1,648

All angles at 45 degrees. Angle length is 17" on all Desks
10" diameter half-cylinder base. 18"H mod panel and cord grommet supplied.



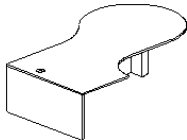
Model #	depth	width	height	weight	List Price	
					3mm PVC Edge	3mm Wood Edge
ANGLED DESK WITH BULLET END RIGHT						
NLBAL 3672E	24-36	72	29-1/8	133	1,162	1,205
NLBAL 3684E	24-36	84	29-1/8	149	1,289	1,332
NLBAL 3696E	24-36	96	29-1/8	161	1,414	1,457
NLBAL 4272E	30-42	72	29-1/8	145	1,354	1,397
NLBAL 4284E	30-42	84	29-1/8	156	1,482	1,526
NLBAL 4296E	30-42	96	29-1/8	168	1,605	1,648

All angles at 45 degrees. Angle length is 17" on all Desks
10" diameter half-cylinder base. 18"H mod panel and cord grommet supplied.



Model #	depth	width	height	weight	List Price	
					3mm PVC Edge	3mm Wood Edge
P-SHAPED DESK WITH 12" INSIDE RADIUS, 24"D RIGHT RETURN END						
PLRCR 4872E	24-36	72	29-1/8	185	1,815	1,858
PLRCR 4884E	24-36	84	29-1/8	196	1,942	1,985
PLRCR 4896E	24-36	96	29-1/8	208	2,067	2,110
PLRCR 5484E	30-42	72	29-1/8	213	2,135	2,178
PLRCR 5496E	30-42	84	29-1/8	225	2,258	2,301

36" diameter ends with 10" diameter 1/2 cylinder and 24" return ends
42" diameter ends with 18" diameter 1/2 cylinder and 30" & 24" return ends
Full height mod panel and cord grommet supplied.



Model #	depth	width	height	weight	List Price	
					3mm PVC Edge	3mm Wood Edge
P-SHAPED DESK WITH 12" INSIDE RADIUS, 24"D LEFT RETURN END						
PLRCL 4872E	24-36	72	29-1/8	185	1,815	1,858
PLRCL 4884E	24-36	84	29-1/8	196	1,942	1,985
PLRCL 4896E	24-36	96	29-1/8	208	2,067	2,110
PLRCL 5484E	30-42	72	29-1/8	213	2,135	2,178
PLRCL 5496E	30-42	84	29-1/8	225	2,258	2,301

36" diameter ends with 10" diameter 1/2 cylinder and 24" return ends
42" diameter ends with 18" diameter 1/2 cylinder and 30" & 24" return ends
Full height mod panel and cord grommet supplied.

OPTIONS:

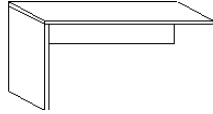
CDL	Center Drawer-13-3/8dx18wx2-1/4h box size with 21" long laminate face	106
CDH	Center Drawer-13-3/8dx18wx2-1/4h box size with 21" long hardwood face	125
CDC	Center Drawer-black, w/compartments 18dx21w (for units over 20" deep)	81
FM	Full Modesty Panel - 10 lbs	102
SK	Sliding Keyboard Tray, matching laminate (11dx26w) - 7 lbs	170
CG	Cord Grommet - 2-3/16" diameter, specify Left, Right or Center	41
SCG	Square Cord Grommet - 2" x 3-1/4"	66
AKT-1	Articulating Keyboard Tray, black plastic, knob adjusting (10-3/4dx20-1/4w)	197
WM	Wire Management trough, 48" wide, 3 lbs	31
Non-Standard Matte Laminate on Entire Unit (for quantities 3 or less)		add 40%



LEGACY SERIES

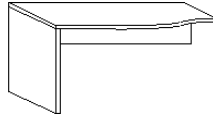
List Price

Model #	depth	width	height	weight	List Price		
					3mm PVC Edge	3mm Wood Edge	
RETURN							
RL0* 214829	21	48	29-1/8	66	426	469	
RL0* 216029	21	60	29-1/8	83	460	503	
RL0* 217229	21	72	29-1/8	99	495	538	
RL0* 244829	24	48	29-1/8	73	436	479	
RL0* 246029	24	60	29-1/8	90	474	517	
RL0* 247229	24	72	29-1/8	106	511	554	



*** Specify L for Left or R for Right Return**

12"H mod panel supplied (recommended for better access to electrical outlets)

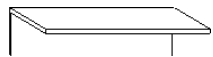


RETURN WITH RADIUS END

RLR* 304829	21/30	48	29-1/8	76	567	610
RLR* 306029	21/30	60	29-1/8	83	584	628
RLR* 307229	21/30	72	29-1/8	99	602	645

*** Specify L for Left or R for Right Return**

12"H mod panel supplied (recommended for better access to electrical outlets)

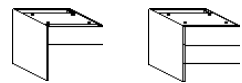


BRIDGE

UL0* 214829	21	48	29-1/8	66	348	391
UL0* 216029	21	60	29-1/8	83	380	423
UL0* 217229	21	72	29-1/8	99	426	469
UL0* 244829	24	48	29-1/8	73	379	422
UL0* 246029	24	60	29-1/8	90	420	463
UL0* 247229	24	72	29-1/8	106	450	493

Specify L for Left or R for Right Return

12"H mod panel supplied (recommended for better access to electrical outlets)



PEDESTALS WITH PLYWOOD DRAWERS

BF-1-1618	19-3/4	16	18	53		414
BBB-1-1618	19-3/4	16	18	53		414

For 21" deep returns

BF-1-1620	23-3/4	16	18	57		414
BBB-1-1620	23-3/4	16	18	57		414

For 24" deep returns

* When ordering a pedestal on a return, mod panel will be 18"H

NOTE: All returns at executive height (29"), for typing height change 29" to 26"
Full height drawer pedestals available, see Misc/Pedestals page M-1

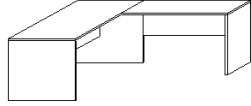
OPTIONS:

	VCD 16"D Black Vinyl Clad Drawers on 3/4 Height Peds	deduct per ped	(30)
HWP	Continuous hardwood pull (see Options page for metal pulls)		37
CDL	Center Drawer-13-3/8dx18wx2-1/4h box size with 21" long laminate face		106
CDC	Center Drawer-13-3/8dx18wx2-1/4h box size with 21" long hardwood face		81
FM	Full Modesty Panel - 10 lbs		102
LF	Locking Face		75
SK	Sliding Keyboard Tray, matching laminate (12dx28-1/2w) - 7 lbs		170
CG	Cord Grommet - 2-3/16" diameter, specify Left, Right or Center		41
SCG	Square Cord Grommet - 2" x 3-1/4"		66
AKT-1	Articulating Keyboard Tray, black plastic, knob adjusting (10-3/4dx20-1/4w)		197
	Non-Standard Matte Laminate on Entire Unit (for quantities 3 or less)		add 40%



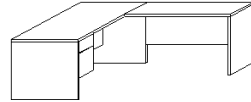
LEGACY SERIES

Model #	depth	width	height	weight	List Price	
					3mm PVC Edge	3mm Wood Edge
EXECUTIVE DESK SHELL						
EL0* 306029	30	60	29-1/8	194	927	970
EL0* 307229	30	72	29-1/8	209	976	1,019
EL0* 308429	30	84	29-1/8	239	1,054	1,098
EL0* 309629	30	96	29-1/8	264	1,136	1,179
EL0* 367229	36	72	29-1/8	234	1,032	1,075
EL0* 368429	36	84	29-1/8	252	1,098	1,141
EL0* 369629	36	96	29-1/8	270	1,162	1,205



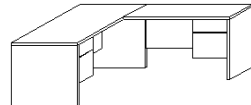
* **Specify L for Left or R for Right Return**
12"H mod panel on desk and return

Model #	depth	width	height	weight	List Price	
					3mm PVC Edge	3mm Wood Edge
EXECUTIVE DESK, BOX/FILE ON DESK						
EL2* 306029	30	60	29-1/8	251	1,094	1,137
EL2* 307229	30	72	29-1/8	266	1,143	1,186
EL2* 308429	30	84	29-1/8	296	1,221	1,264
EL2* 309629	30	96	29-1/8	321	1,303	1,346
EL2* 367229	36	72	29-1/8	291	1,199	1,242
EL2* 368429	36	84	29-1/8	309	1,264	1,308
EL2* 369629	36	96	29-1/8	327	1,329	1,372



* **Specify L for Left or R for Right Return**
18"H mod panel on desk and return, 12"H available at same price (please specify).
Plywood Drawers

Model #	depth	width	height	weight	List Price	
					3mm PVC Edge	3mm Wood Edge
EXECUTIVE DESK, BOX/FILE, BOX/FILE						
EL4* 306029	30	60	29-1/8	308	1,327	1,397
EL4* 307229	30	72	29-1/8	323	1,376	1,446
EL4* 308429	30	84	29-1/8	353	1,455	1,524
EL4* 309629	30	96	29-1/8	378	1,536	1,606
EL4* 367229	36	72	29-1/8	348	1,432	1,502
EL4* 368429	36	84	29-1/8	366	1,498	1,568
EL4* 369629	36	96	29-1/8	384	1,562	1,632



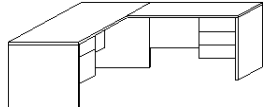
* **Specify L for Left or R for Right Return**
18"H mod panel on desk and return
Plywood Drawers

NOTE: Standard Returns are 21" x 48" on 60" wide desks, 24" x 48" on desks above 60" wide
For units with different size returns, see Page L-11

VCD	16"D Black Vinyl Clad Drawers on 3/4 Height Peds	deduct per p	(30)
HWP	Continuous hardwood pull (see Options page for metal pulls)		37
CDL	Center Drawer-13-3/8dx18wx2-1/4h box size with 21" long laminate face		106
CDH	Center Drawer-13-3/8dx18wx2-1/4h box size with 21" long hardwood face		125
CDC	Center Drawer-black, w/compartments 18dx21w (for units over 20" deep)		81
FM	Full Modesty Panel - 10 lbs		102
LF	Locking Face		75
SK	Sliding Keyboard Tray, matching laminate (11dx26w) - 7 lbs		170
CG	Cord Grommet - 2-3/16" diameter, specify Left, Right or Center		41
SCG	Square Cord Grommet - 2" x 3-1/4"		66
BCF	6" Bowed Conference Front		237
AKT-1	Articulating Keyboard Tray, black plastic, knob adjusting (10-3/4dx20-1/4w)		197
Non-Standard Matte Laminate on Entire Unit (for quantities 3 or less)			add 40%



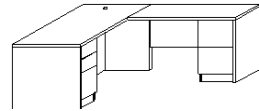
LEGACY SERIES



Model #	depth	width	height	weight	List Price	
					3mm PVC Edge	3mm Wood Edge
EXECUTIVE DESK, BOX/FILE, BOX/BOX/BOX						
EL5* 306029	30	60	29-1/8	254	1,339	1,397
EL5* 307229	30	72	29-1/8	269	1,388	1,446
EL5* 308429	30	84	29-1/8	294	2,399	2,458
EL5* 309629	30	96	29-1/8	347	1,548	1,606
EL5* 367229	36	72	29-1/8	372	1,444	1,502
EL5* 368429	36	84	29-1/8	360	1,463	1,521
EL5* 369629	36	96	29-1/8	378	1,573	1,632

*** Specify L for Left or R for Right Return**

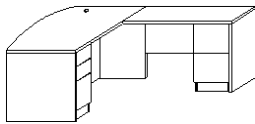
18"H mod panel on desk and return
Plywood Drawers



EXECUTIVE DESK, BOX/BOX/FILE, FILE/FILE						
EL5N* 3072E	30	72	29-1/8	419	2,267	2,326
EL5N* 3084E	30	84	29-1/8	436	2,357	2,416
EL5N* 3096E	30	96	29-1/8	442	2,439	2,497
EL5N* 3672E	36	72	29-1/8	429	2,335	2,393
EL5N* 3684E	36	84	29-1/8	446	2,400	2,459
EL5N* 3696E	36	96	29-1/8	452	2,465	2,523

*** Specify L for Left or R for Right Return**

Full modesty panel and cord grommet supplied on desk , 12"H modesty panel on return
Full height pedestals have an unfinished top and back, Plywood Drawers



EXECUTIVE DESK WITH BOWED FRONT, BOX/BOX/FILE, FILE/FILE						
EL5B* 3072E	30/36	72	29-1/8	429	2,504	2,563
EL5B* 3084E	30/36	84	29-1/8	446	2,594	2,652
EL5B* 3096E	30/36	96	29-1/8	452	2,677	2,735
EL5B* 3672E	36/42	72	29-1/8	439	2,572	2,630
EL5B* 3684E	36/42	84	29-1/8	456	2,637	2,696
EL5B* 3696E	36/42	96	29-1/8	462	2,701	2,760

*** Specify L for Left or R for Right Return**

Full modesty panel and cord grommet supplied on desk , 12"H modesty panel on return
Full height pedestals have an unfinished top and back, Plywood Drawers

NOTE: Standard Returns are 21" x 48" on 60" wide desks, 24" x 48" on desks above 60" wide
For units with different size returns, see Page L-11

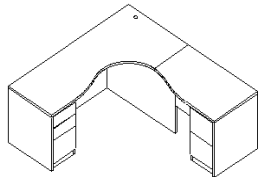
OPTIONS:

VCD	16"D Black Vinyl Clad Drawers on Full Height Peds	deduct per ped	(45)
VCD	16"D Black Vinyl Clad Drawers on 3/4 Height Peds	deduct per ped	(30)
HWP	Continuous hardwood pull (see Options page for metal pulls)		37
CDL	Center Drawer-13-3/8dx18wx2-1/4h box size with 21" long laminate face		106
CDH	Center Drawer-13-3/8dx18wx2-1/4h box size with 21" long hardwood face		125
CDC	Center Drawer-black, w/compartments 18dx21w (for units over 20" deep)		81
FM	Full Modesty Panel - 10 lbs		102
LF	Locking Face		75
SK	Sliding Keyboard Tray, matching laminate (11dx26w) - 7 lbs		170
CG	Cord Grommet - 2-3/16" diameter, specify Left, Right or Center		41
SCG	Square Cord Grommet - 1-3/4" x 3-1/4"		66
AKT-1	Articulating Keyboard Tray, black plastic, knob adjusting (10-3/4dx20-1/4w)		237
AKT-2	Articulating Keyboard Tray, black metal, lift/tilt adjusting (10-1/2dx25w)		197
Non-Standard Matte Laminate on Entire Unit (for quantities 3 or less)			add 40%



LEGACY SERIES

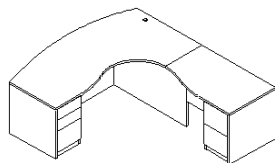
List Price



Model #	depth	width	height	weight	List Price	
					3mm PVC Edge	3mm Wood Edge
COCKPIT STYLE WORKSTATION						
EL5RC* 4272E	30/42	72/90	29-1/8	379	3,111	3,154
EL5RC* 4284E	30/42	84/90	29-1/8	390	3,247	3,290
EL5RC* 4296E	30/42	96/90	29-1/8	402	3,379	3,421

*** Specify L for Left or R for Right Return**

Desk with 18" inside radius cockpit with 20"/24"/30" returns
 20"/24" x 48" return with 12"H mod panel
 Cord Grommet in desk is standard



COCKPIT STYLE WORKSTATION WITH BOWED FRONT DESK						
EL5RCB* 4872E	30/48	72/96	29-1/8	389	3,348	3,391
EL5RCB* 4884E	30/48	84/96	29-1/8	401	3,484	3,527
EL5RCB* 4896E	30/48	96/96	29-1/8	412	3,616	3,659

*** Specify L for Left or R for Right Return**

Desk with 18" inside radius cockpit with 20"/24"/30" returns
 20"/24" x 48" return with 12"H mod panel
 Cord Grommet in desk is standard

NOTE: Full Modesty Panel is supplied on desk
 Full Height Pedestals have an unfinished top and back, plywood drawers
 For units with different size returns see page L-11

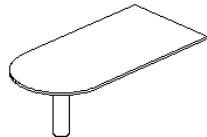
OPTIONS:

VCD	16"D Black Vinyl Clad Drawers on Full Height Peds	deduct per ped	(45)
HWP	Continuous hardwood pull (see Options page for metal pulls)		37
CDL	Center Drawer-13-3/8dx18wx2-1/4h box size with 21" long laminate face		106
CDH	Center Drawer-13-3/8dx18wx2-1/4h box size with 21" long hardwood face		125
CDC	Center Drawer-black, w/compartments 18dx21w (for units over 20" deep)		81
FM	Full Modesty Panel - 10 lbs		102
LF	Locking Face		75
SK	Sliding Keyboard Tray, matching laminate (11dx26w) - 7 lbs		170
CG	Cord Grommet - 2-3/16" diameter, specify Left, Right or Center		41
SCG	Square Cord Grommet - 2" x 3-1/4"		66
AKT-1	Articulating Keyboard Tray, black plastic, knob adjusting (10-3/4dx20-1/4w)		197
AKT-2	Articulating Keyboard Tray, black metal, lift/tilt adjusting (10-1/2dx25w)		303
Non-Standard Matte Laminate on Entire Unit (for quantities 3 or less)			add 40%



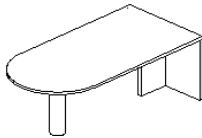
LEGACY SERIES

List Price



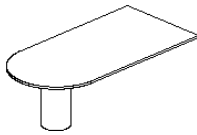
Model #	depth	width	height	weight	List Price		
					3mm PVC Edge	3mm Wood Edge	
BULLET RETURN WITH 4" CYLINDER							
RLMC 306029	30	60	29-1/8	63	628	698	
RLMC 307229	30	72	29-1/8	73	640	710	
RLMC 366629	36	66	29-1/8	80	647	717	
RLMC 367229	36	72	29-1/8	86	653	723	

4" diameter black powder coated steel cylinder supplied



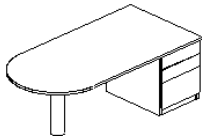
BULLET RETURN WITH "T" LEG							
RLME 306029	30	60	29-1/8	103	895	965	
RLME 307229	30	72	29-1/8	113	907	977	
RLME 366629	36	66	29-1/8	120	961	1,031	
RLME 367229	36	72	29-1/8	126	967	1,037	

4" diameter black powder coated steel cylinder supplied



BULLET RETURN WITH 10" CYLINDER							
RLLC 306029	30	60	29-1/8	68	919	989	
RLLC 307229	30	72	29-1/8	78	932	1,002	
RLLC 366629	36	66	29-1/8	85	939	1,009	
RLLC 367229	36	72	29-1/8	93	945	1,015	

10" diameter cylinder supplied in matching high pressure laminate

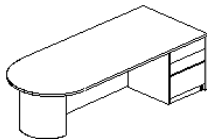


BULLET RETURN AND PED WITH 4" CYLINDER							
RL3M* 3060E	30	60	29-1/8	137	1,316	1,386	
RL3M* 3072E	30	72	29-1/8	147	1,329	1,399	
RL3M* 3672E	36	72	29-1/8	160	1,341	1,411	

* Specify L for Left, R for Right end for drawer pedestal location

4" diameter black powder coated steel cylinder supplied

30" deep pedestal with 18" deep drawers and finished back supplied, no end panel



BULLET RETURN AND PED WITH 1/2 CYLINDER							
RL3L* 3072E	30	72	29-1/8	278	1,813	1,883	

* Specify L for Left, R for Right end for drawer pedestal location

18" diameter 1/2 cylinder supplied in matching high pressure laminate

Full height modesty panel and end panel, 19-1/2" deep ped with 18" deep plywood drawers

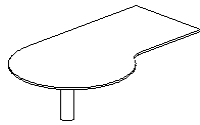
OPTIONS:

VCD	16"D Black Vinyl Clad Drawers on Full Height Peds	(45)
CDL	Center Drawer-13dx18wx2h box size with 21" long laminate face - 15 lbs	106
CDH	Center Drawer-13dx18wx2h box size with 21" long hardwood face - 15 lbs	125
CDC	Center Drawer-black, w/compartments 18dx21w (for units over 20" deep)	81
LF	Locking Face	75
WM	Wire Management trough, 48" wide, 3 lbs	31
CG	Cord Grommet - 2-3/16" diameter, specify Left, Right or Center	41
SCG	Square Cord Grommet - 1-3/4" x 3-1/4"	66
Non-Standard Matte Laminate on Entire Unit (for quantities 3 or less)		add 40%



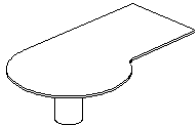
LEGACY SERIES

List Price



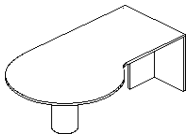
Model #	depth	width	height	weight	List Price	
					3mm PVC Edge	3mm Wood Edge
P-SHAPED RETURN WITH 4" CYLINDER						
PLM* 307229	30/42	72	29-1/8	98	881	951
PLM* 308429	30/42	84	29-1/8	108	910	980
PLM* 309629	30/42	96	29-1/8	120	945	1,015

* **Specify L for Left, R for Right**
 4" diameter black powder coated steel cylinder supplied



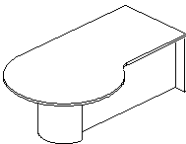
P-SHAPED RETURN WITH 10" CYLINDER						
PLL* 307229	30/42	72	29-1/8	103	1,044	1,114
PLL* 308429	30/42	84	29-1/8	113	1,073	1,143
PLL* 309629	30/42	96	29-1/8	125	1,108	1,178

* **Specify L for Left, R for Right**
 10" diameter cylinder supplied in matching high pressure laminate



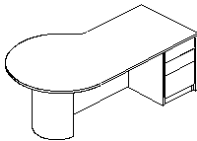
P-SHAPED RETURN WITH "T" LEG						
PLL*E 3072E	30/42	72	29-1/8	138	1,347	1,417
PLL*E 3084E	30/42	84	29-1/8	148	1,400	1,470
PLL*E 3096E	30/42	96	29-1/8	160	1,435	1,505

* **Specify L for Left, R for Right**
 10" diameter cylinder is supplied in matching high pressure laminate



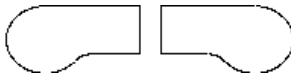
P-SHAPED RETURN WITH 1/2 CYLINDER BASE						
PLB* 307229	30/42	72	29-1/8	158	1,500	1,593
PLB* 308429	30/42	84	29-1/8	168	1,529	1,622
PLB* 309629	30/42	96	29-1/8	180	1,564	1,657

* **Specify L for Left, R for Right**
 18" diameter 1/2 cylinder supplied in matching high pressure laminate
 Full height modesty panel and end panel

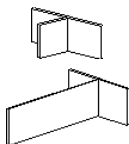


P-SHAPED RETURN AND PED						
PL3L* 3072E	30/42	72	29-1/8	293	2,077	2,147
PL3L* 3084E	30/42	84	29-1/8	322	2,107	2,177
PL3L* 3096E	30/42	96	29-1/8	351	2,142	2,211

* **Specify L for Left, R for Right**
 18" diameter 1/2 cylinder supplied in matching high pressure laminate
 Full height modesty panel and end panel, 19-1/2" deep ped with 18" deep plywood drawers



LEFT RIGHT



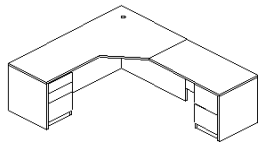
EPT - End Panel "T" Leg	40	303	327
EFM - End Panel Full Modesty	50	433	456
Used to make above workstations freestanding with privacy panel			

OPTIONS:

VCD	16"D Black Vinyl Clad Drawers on Full Height Peds	deduct per ped	(45)
LF	Locking Face		75
WM	Wire Management trough, 48" wide, 3 lbs		31
CG	Cord Grommet - 2-3/16" diameter, specify Left, Right or Center		41
SCG	Square Cord Grommet - 1-3/4" x 3-1/4"		66
Non-Standard Matte Laminate on Entire Unit (for quantities 3 or less)			add 40%

LEGACY SERIES

List Price
3mm PVC Edge 3mm Wood Edge

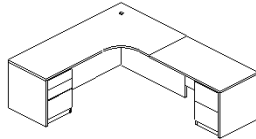


ANGLED DESK WITH RETURN

Model #	depth	width	height	weight	3mm PVC Edge	3mm Wood Edge
EL5A* 3672E	24/36	72/84	29-1/8	437	2,500	2,570
EL5A* 3684E	24/36	84/84	29-1/8	449	2,557	2,627
EL5A* 3696E	24/36	96/84	29-1/8	459	2,682	2,752
EL5A* 4272E	30/42	72/90	29-1/8	442	2,738	2,808
EL5A* 4284E	30/42	84/90	29-1/8	454	2,750	2,820
EL5A* 4296E	30/42	96/90	29-1/8	464	2,873	2,943

* **Specify L for Left, R for Right**

24" deep x 48" wide return with 12"H mod panel supplied

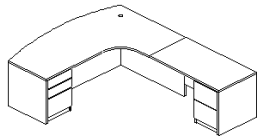


ANGLED DESK WITH 12" INSIDE RADIUS AND RETURN

Model #	depth	width	height	weight	3mm PVC Edge	3mm Wood Edge
EL5C* 3672E	24/36	72/84	29-1/8	437	2,574	2,644
EL5C* 3684E	24/36	84/84	29-1/8	449	2,631	2,701
EL5C* 3696E	24/36	96/84	29-1/8	459	2,756	2,826
EL5C* 4272E	30/42	72/90	29-1/8	442	2,812	2,882
EL5C* 4284E	30/42	84/90	29-1/8	454	2,825	2,895
EL5C* 4296E	30/42	96/90	29-1/8	464	2,947	3,017

* **Specify L for Left, R for Right**

24" deep x 48" wide return with 12"H mod panel supplied



ANGLED BOW FRONT DESK WITH 12" INSIDE RADIUS AND RETURN

Model #	depth	width	height	weight	3mm PVC Edge	3mm Wood Edge
EL5CB* 4272	30/42	72/90	29-1/8	443	2,811	2,881
EL5CB* 4284	30/42	84/90	29-1/8	454	2,868	2,938
EL5CB* 4296	30/42	96/90	29-1/8	465	2,993	3,063
EL5CB* 4872	36/48	72/96	29-1/8	463	3,049	3,119
EL5CB* 4884	36/48	84/96	29-1/8	479	3,062	3,132
EL5CB* 4896	36/48	96/96	29-1/8	490	3,184	3,254

* **Specify L for Left, R for Right**

24" deep x 48" wide return with 12"H mod panel supplied

NOTE: Full Modesty Panel is supplied on desk

Full Height Pedestals have an unfinished top and back, plywood drawers

Cord Grommet in desk is standard

For units with different size returns, see Page L-11

OPTIONS:

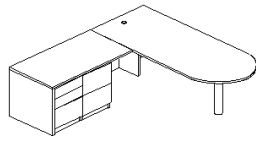
Code	Description	deduct per ped	(45)
VCD	16"D Black Vinyl Clad Drawers on Full Height Peds	per ped	37
HWP	Continuous hardwood pull (see Options page for metal pulls)	per pull	106
CDL	Center Drawer-13dx18wx2h box size with 21" long laminate face - 15 lbs		125
CDH	Center Drawer-13dx18wx2h box size with 21" long hardwood face - 15 lbs		81
CDC	Center Drawer-black, w/compartments 18dx21w (for units over 20" deep)		102
FM	Full Modesty Panel - 10 lbs		75
LF	Locking Face		170
SK	Sliding Keyboard Tray, matching laminate (11dx26w) - 7 lbs		41
CG	Cord Grommet - 2-3/16" diameter, specify Left, Right or Center		66
SCG	Square Cord Grommet - 2" x 3-1/4"		197
AKT-1	Articulating Keyboard Tray, black plastic, knob adjusting (10-3/4dx20-1/4w)		303
AKT-2	Articulating Keyboard Tray, black metal, lift/tilt adjusting (10-1/2dx25w)		
Non-Standard Matte Laminate on Entire Unit (for quantities 3 or less)			add 40%



LEGACY SERIES

List Price

Model #	depth	width	height	weight	List Price	
					3mm PVC Edge	3mm Wood Edge

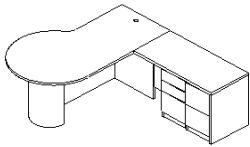


CURVED DESK WITH RETURN

EL5R* 3072E	24/30	72/78	29-1/8	352	2,575	2,645
EL5R* 3672E	24/36	72/84	29-1/8	364	2,588	2,658
EL5R* 3084E	24/30	84/78	29-1/8	362	2,631	2,701
EL5R* 3684E	24/36	84/84	29-1/8	378	2,675	2,745

* **Specify L for Left, R for Right**

Desk supplied with 4" diameter black powder coated cylinder and EPT panel
24" deep x 48" wide return with 12"H mod panel supplied

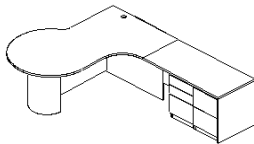


P-SHAPED DESK WITH RETURN

EL5P* 3072E	30/42	72/90	29-1/8	437	3,227	3,297
EL5P* 3084E	30/42	84/90	29-1/8	449	3,257	3,327
EL5P* 3096E	30/42	96/90	29-1/8	459	3,292	3,362

* **Specify L for Left, R for Right**

18" diameter 1/2 cylinder supplied in matching laminate
24" deep x 48" wide return with 12"H mod panel supplied
Full modesty panel on desk



P-SHAPED DESK WITH 12" INSIDE RADIUS AND RETURN

EL5PC* 4872E	24/36/48	72	29-1/8	368	3,490	3,560
EL5PC* 4884E	24/36/48	84	29-1/8	394	3,619	3,689
EL5PC* 4896E	24/36/48	96	29-1/8	410	3,744	3,814
EL5PC* 5484E	30/42/54	84	29-1/8	400	3,812	3,882
EL5PC* 5496E	30/42/54	96	29-1/8	416	3,935	3,994

Specify L for Left, R for Right

24" deep x 48" wide return with 12"H mod panel supplied
36" diameter end with 10" diameter 1/2 cylinder and 24" return end
42" diameter end with 18" diameter 1/2 cylinder and 24" & 30" return ends
Full modesty panel on desk. Spacer between pedestals supplied.

NOTE: Full Height Pedestals have an unfinished top and back, plywood drawers

Cord Grommet in desk is standard

For units with different size returns, see Page L-11

OPTIONS:

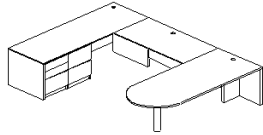
VCD	16"D Black Vinyl Clad Drawers on Full Height Peds	deduct per ped	(45)
HWP	Continuous hardwood pull (see Options page for metal pulls)	per pull	35
CDL	Center Drawer-13dx18wx2h box size with 21" long laminate face - 15 lbs		98
CDH	Center Drawer-13dx18wx2h box size with 21" long hardwood face - 15 lbs		116
CDC	Center Drawer-black, w/compartments 18dx21w (for units over 20" deep)		75
LF	Locking Face		69
SK	Sliding Keyboard Tray, matching laminate (11dx26w) - 7 lbs		157
CG	Cord Grommet - 2-3/16" diameter, specify Left, Right or Center		38
SCG	Square Cord Grommet - 2" x 3-1/4"		61
AKT-1	Articulating Keyboard Tray, black plastic, knob adjusting (10-3/4dx20-1/4w)		183
AKT-2	Articulating Keyboard Tray, black metal, lift/tilt adjusting (10-1/2dx25w)		281
	Non-Standard Matte Laminate on Entire Unit (for quantities 3 or less)		add 40%



LEGACY SERIES

List Price

Model #		depth	width	height	weight	List Price	
						3mm PVC Edge	3mm Wood Edge
U-SHAPE WITH BULLET STYLE DESK							
UL5R* 0272E	Desk	30	72	29-1/8	440	3,117	3,273
	Bridge	24	48	29-1/8			
	Credenza	24	72	29-1/8			

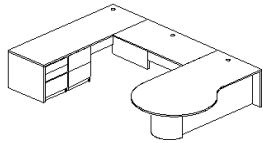


*** Specify L for Left or R for Right return bridge**

Desk supplied with 4" diameter black powder coated cylinder
12"H mod panel on bridge and credenza

U-SHAPE WITH P-SHAPED DESK

UL5P* 1472E	Desk	30/42	72	29-1/8	485	3,710	3,889
	Bridge	24	48	29-1/8			
	Credenza	24	72	29-1/8			

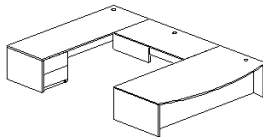


*** Specify L for Left or R for Right return bridge**

Desk supplied with 18" diameter 1/2 cylinder in matching high pressure laminate
12"H mod panel on bridge and credenza

U-SHAPE WITH BOWED CONFERENCE FRONT DESK

UL5B* 0872E	Desk	30/36	72	29-1/8	490	3,132	3,262
	Bridge	24	48	29-1/8			
	Credenza	24	72	29-1/8			

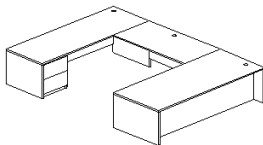


*** Specify L for Left or R for Right return bridge**

Box/Box/File pedestal supplied in desk unit
12"H mod panel on bridge and credenza

U-SHAPE WITH DESK

UL5D* 0272E	Desk	30	72	29-1/8	490	2,894	3,024
	Bridge	24	48	29-1/8			
	Credenza	24	72	29-1/8			



*** Specify L for Left or R for Right return bridge**

Box/Box/File pedestal supplied in desk unit
12"H mod panel on bridge and credenza

NOTE: All Drawer Pedestals are supplied with unfinished backs, Plywood Drawers
Full height modesty panets supplied on desks only where shown
Cord Grommets are supplied, one (1) on each unit

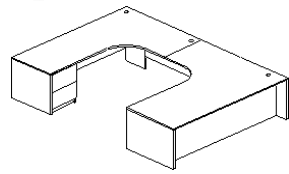
OPTIONS:

		deduct per ped	(45)
VCD	16"D Black Vinyl Clad Drawers on Full Height Peds		
HWP	Continuous hardwood pull (see Options page for metal pulls)	per pull	37
CDL	Center Drawer-13dx18wx2h box size with 21" long laminate face - 15 lbs		106
CDH	Center Drawer-13dx18wx2h box size with 21" long hardwood face - 15 lbs		125
CDC	Center Drawer-black, w/compartments 18dx21w (for units over 20" deep)		81
LF	Locking Face		75
SK	Sliding Keyboard Tray, matching laminate (11dx26w) - 7 lbs		170
CG	Cord Grommet - 2-3/16" diameter, specify Left, Right or Center		41
SCG	Square Cord Grommet - 2" x 3-1/4"		66
AKT-1	Articulating Keyboard Tray, black plastic, knob adjusting (10-3/4dx20-1/4w)		197
	Non-Standard Matte Laminate on Entire Unit (for quantities 3 or less)		add 40%



LEGACY SERIES

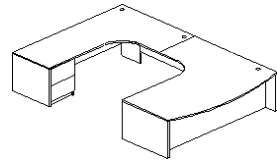
List Price



Model #		depth	width	height	weight	List Price	
						3mm PVC Edge	3mm Wood Edge
U-SHAPE WITH DESK AND CREDENZA, 12" INSIDE CURVES							
UL5DC* 0272E	Desk	30/54	72	29-1/8	520	3,614	3,753
	Credenza	24/54	72	29-1/8			
UL5DC* 0284E	Desk	30/54	84	29-1/8	538	3,648	3,788
	Credenza	24/54	84	29-1/8			

*** Specify L for Left or R for Right**

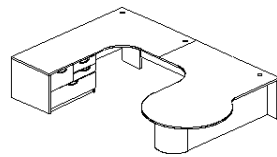
12"H mod panel on bridge and credenza, 12"D end panels on bridge side, 3 cord grommets
 Seam between tops is unfinished and tight jointed
 Box/Box/File pedestal on desk, plywood drawers
 48" clearance between desk and credenza



U-SHAPE W/ BOW FRONT DESK & CREDENZA, 12" INSIDE CURVES							
UL5BC* 0872E	Desk	30/36/60	72	29-1/8	537	3,850	3,990
	Credenza	24/48	72	29-1/8			
UL5BC* 0884E	Desk	30/36/60	84	29-1/8	555	3,885	4,025
	Credenza	24/48	84	29-1/8			

*** Specify L for Left or R for Right**

12"H mod panel on bridge and credenza, 12"D end panels on bridge side, 3 cord grommets
 Seam between tops is unfinished and tight jointed
 Box/Box/File pedestal on desk
 48" clearance between desk and credenza



U-SHAPE W/ P-SHAPED DESK & CREDENZA, 12" INSIDE CURVES							
UL4PC* 1472E	Desk	30/42/60	72	29-1/8	580	4,374	4,514
	Credenza	24/54	72	29-1/8			
UL4PC* 1484E	Desk	30/42/60	84	29-1/8	598	4,430	4,570
	Credenza	24/54	84	29-1/8			

*** Specify L for Left or R for Right**

12"H mod panel on bridge and credenza, 12"D end panels on bridge side, 3 cord grommets
 Seam between tops is unfinished and tight jointed
 48" clearance between desk and credenza
 31" wide multi-file ped with MF black pulls

Tops are tight jointed together for a smooth surface

All Drawer Pedestals are supplied with unfinished backs, Plywood Drawers
 Full height modesty panels supplied on desks only where shown
 Optional full height modesty or end panels available for wall side and credenza
 42" wide clearance between desk and credenza

OPTIONS:

VCD	16"D Black Vinyl Clad Drawers on Full Height Peds	deduct per ped	(45)
HWP	Continuous hardwood pull (see Options page for metal pulls)	per pull	38
FM	Full Modesty Panel		103
FE	Full width end panels on wall side (not 12")		N/C
CDL	Center Drawer-13dx18wx2h box size with 21" long laminate face - 15 lbs		106
CDH	Center Drawer-13dx18wx2h box size with 21" long hardwood face - 15 lbs		125
CDC	Center Drawer-black, w/compartments 18dx21w (for units over 20" deep)		81
LF	Locking Face		75
CG	Cord Grommet - 2-3/16" diameter, specify Left, Right or Center		41
SCG	Square Cord Grommet - 2" x 3-1/4"		66
	Non-Standard Matte Laminate on Entire Unit (for quantities 3 or less)		add 40%



LEGACY SERIES

List Price

Model #	depth	width	height	weight	List Price	
					3mm PVC Edge	3mm Wood Edge
LATERAL FILES, 2-DRAWER						
LL2N 241730	24	17	29-1/8	108	1,010	1,053
LL2N 243130	24	31-1/4	29-1/8	166	1,213	1,256
LL2N 243730	24	37-1/4	29-1/8	189	1,235	1,278
LL2N 244530	24	45	29-1/8	220	1,473	1,516
LATERAL FILES, 3-DRAWER						
LL3N 241742	24	17	41-1/8	140	1,194	1,238
LL3N 243142	24	31-1/4	41-1/8	215	1,361	1,404
LL3N 243742	24	37-1/4	41-1/8	249	1,410	1,453
LL3N 244542	24	45	41-1/8	292	1,786	1,829
LATERAL FILES, 4-DRAWER						
LL4N 241754	24	17	53-1/8	152	1,534	1,577
LL4N 243154	24	31-1/4	53-1/8	264	1,715	1,758
LL4N 243754	24	37-1/4	53-1/8	309	1,960	2,003
LL4N 244554	24	45	53-1/8	364	2,323	2,367
LATERAL FILES, 2-DRAWER WITH 2 ADJUSTABLE SHELVES						
LL2N 243760	24	37-1/4	60	292	2,117	2,160
LL2N 243765	24	37-1/4	65-1/8	305	2,157	2,200
LL2N 243772	24	37-1/4	72	318	2,197	2,241
LATERAL FILES, 2-DRAWERW/ HINGED DOORS, 2 ADJ SHELVES						
LL2H 243760	24	37-1/4	60	296	2,322	2,365
LL2H 243765	24	37-1/4	65-1/8	307	2,362	2,405
LL2H 243772	24	37-1/4	72	322	2,403	2,446

NOTE: Lateral files supplied with black metal pulls (MW), see Options page for other handles
 Lateral File filing standard side-to-side on files up to 37-1/4" wide
 Front to back filing (3 rows) standard on files 45" wide
 Exposed material is thermofused melamine plastic laminate with 3mm woodedge
 Exposed drawer face edges are laminated with thin PVC edge
 Anti-tip mechanism is standard on all lateral files above
 Lateral files are not designed to be used without file hanging rods
 Warranty is void if lateral files are used without file hanging rods

OPTIONS:

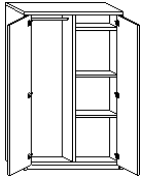
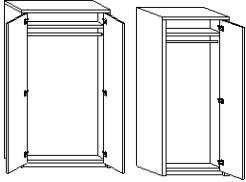
UFB	Unfinished Back	deduct	(80)
VCD	16"D Black Vinyl Clad Drawers (31" wide only)	deduct per drawer	(30)
HWP	Continuous hardwood pull (see Options page for metal pulls)	per pull	68
GL	Gang Lock (locks all drawers with a single key, 2 need on 44" wide)	each	169
FBF	Front to Back Filing (standard side-to-side)	per drawer	30
Non-Standard Matte Laminate on Entire Unit (for quantities 3 or less)			add 40%



LEGACY SERIES

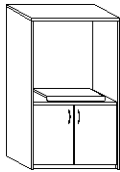
Model #	depth	width	height	weight	List Price	
					3mm	3mm
					PVC Edge	Wood Edge
WARDROBE CABINET WITH SHELF AND POLE						
BLJ* 241866	24	18	65-1/8	191	989	1,032
BLJN 243666	24	36	65-1/8	249	1,186	1,229

* Specify hinge location, L for left, R for right
 Wardrobe with shelf above coat rod (6" clearance between top and shelf)
 Black Masonite Back



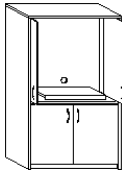
WARDROBE CABINET WITH POLE AND ADJUSTABLE SHELVES						
BLKN 243666	24	36	65-1/8	314	1,473	1,516

Black Masonite Back



TV/VIDEO CABINET						
BLDT 243666	24	36	66	230	1,597	1,640

Open upper back with TV swivel
 Hinged doors on lower section, with one adjustable shelf
 Black Masonite Back



TV/VIDEO CABINET WITH POCKET DOORS						
BLPT 243666	24	36	66	245	2,084	2,128

Supplied with black metal TV pull out shelf, and cord grommet in back
 Hinged doors on lower section, with one adjustable shelf
 Black Masonite Back

NOTE: Hinged doors supplied with black metal wire pulls (MW)
 see Options page for other handles

OPTIONS:

HWP	Continuous hardwood pull (30" to 48" door height)	per pull	66
HWP	Continuous hardwood pull (60" to 72" door height)	per pull	121
S	Extra Shelf - 13 lbs		77
HDL	Hinged Door Lock		73
FB	Finished Back (both sides)		add 25%
FBI	Finished Back (inside only)		add 15%
	Non-Standard Matte Laminate on Entire Unit (for quantities 3 or less)		add 40%



LEGACY SERIES

List Price

Model #

depth

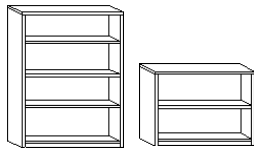
width

height

weight

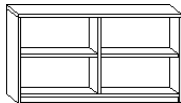
3mm
PVC Edge

3mm
Wood Edge



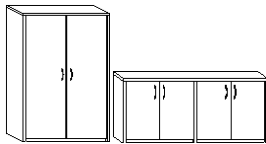
BOOKCASE WITH ADJUSTABLE SHELF

BLAN 123629	1	12	36	29-1/8	69	456	499
BLAN 123648	2	12	36	48	95	517	560
BLAN 123660	3	12	36	60	120	531	574
BLAN 123672	4	12	36	72	144	639	682
BLAN 123686	5	12	36	86	163	727	770
BLAN 163629	1	16	36	29-1/8	94	502	545
BLAN 163648	2	16	36	48	124	553	596
BLAN 163660	3	16	36	60	157	647	691
BLAN 163672	4	16	36	72	190	699	742
BLAN 163686	5	16	36	86	223	800	843



BOOKCASE, DOUBLE WIDTH WITH ADJUSTABLE SHELVES

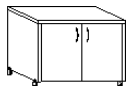
BLAN 126029	2	12	60	29-1/8	116	925	968
BLAN 127229	2	12	72	29-1/8	128	946	989
BLAN 126048	4	12	60	48	142	1,073	1,116
BLAN 127248	4	12	72	48	171	1,114	1,157
BLAN 166029	2	16	60	29-1/8	146	995	1,038
BLAN 167229	2	16	72	29-1/8	164	1,004	1,047
BLAN 166048	4	16	60	48	174	1,135	1,178
BLAN 167248	4	16	72	48	225	1,184	1,227



" wide 60" & 72" wide
(Hinged Doors)

BOOKCASE, WITH HINGED DOORS

BLHN 163629	1	16	36	29-1/8	119	933	976
BLHN 163648	2	16	36	48	161	995	1,038
BLHN 163660	3	16	36	60	203	1,060	1,103
BLHN 163672	4	16	36	72	244	1,161	1,204
BLHN 163686	5	16	36	86	283	1,212	1,255
BLHN 166029	2	16	60	29-1/8	185	1,345	1,388
BLHN 167229	2	16	72	29-1/8	210	1,389	1,432
BLHN 166048	4	16	60	48	234	1,578	1,621
BLHN 167248	4	16	72	48	294	1,621	1,664



BOOKCASE, WITH HINGED DOORS ON CASTERS

BLHC 242429	1	24	24	29-1/8	119	1,065	1,108
BLHC 243029	1	24	30	29-1/8	136	1,065	1,108

Supplied with finished back and casters

NOTE: Material is 1-1/8" thermofused melamine plastic laminate with 3mm thick edges
Standard bookcase backs are black masonite, see Options page for different back
Hinged doors supplied with black metal wire pulls (MW)
see Options page for other handles

OPTIONS:

24" D	Change depth in model #	58
HWP	Continuous hardwood pull (30" to 48" door height)	per pull 66
HWP	Continuous hardwood pull (60" to 72" door height)	per pull 121
S	Extra Shelf - 13 lbs	77
HDL	Hinged Door Lock	73
FB	Finished Back (both sides)	add 25%
FBI	Finished Back (inside only)	add 15%
	Non-Standard Matte Laminate on Entire Unit (for quantities 3 or less)	add 40%

