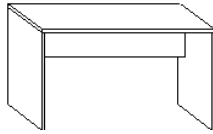


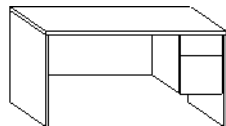


TUSCANY SERIES

Model #	depth	width	height	weight	List Price
DESK SHELL					
DT0N 304829	30	48	29-1/8	114	404
DT0N 306029	30	60	29-1/8	128	433
DT0N 307229	30	72	29-1/8	143	456
DT0N 308429	30	84	29-1/8	159	506
DT0N 309629	30	96	29-1/8	176	534
DT0N 367229	36	72	29-1/8	168	561
DT0N 368429	36	84	29-1/8	177	630
DT0N 369629	36	96	29-1/8	185	694

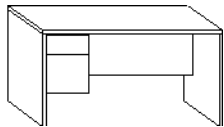


Full height drawer pedestals available, see Misc/Pedestals page M-1
12"H mod panel supplied



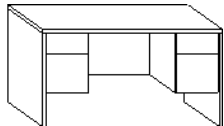
Model #	depth	width	height	weight	List Price
DESK, BOX/FILE RIGHT					
DT2R 304829	30	48	29-1/8	143	639
DT2R 306029	30	60	29-1/8	157	666
DT2R 307229	30	72	29-1/8	172	700
DT2R 366629	36	66	29-1/8	192	751
DT2R 367229	36	72	29-1/8	197	801

Plywood Drawers, 18"H Mod Panel



Model #	depth	width	height	weight	List Price
DESK, BOX/FILE LEFT					
DT2L 304829	30	48	29-1/8	143	639
DT2L 306029	30	60	29-1/8	157	666
DT2L 307229	30	72	29-1/8	172	700
DT2L 366629	36	66	29-1/8	192	751
DT2L 367229	36	72	29-1/8	197	801

Plywood Drawers, 18"H Mod Panel



Model #	depth	width	height	weight	List Price
DESK, BOX/FILE, BOX/FILE					
DT4N 306029	30	60	29-1/8	186	861
DT4N 307229	30	72	29-1/8	201	923
DT4N 366629	36	66	29-1/8	221	960
DT4N 367229	36	72	29-1/8	226	982

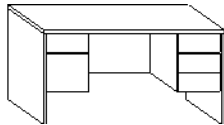
Plywood Drawers, 18"H Mod Panel

OPTIONS:

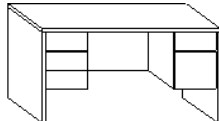
Code	Description	deduct per ped	(30)
HWP	Continuous hardwood pull (see Options page for metal pulls)	per pull	37
CDL	Center Drawer-13dx18wx2h box size with 21" long laminate face - 15 lbs		106
CDH	Center Drawer-13dx18wx2h box size with 21" long hardwood face - 15 lbs		125
CDC	Center Drawer-black, w/compartments 18dx21w (for units over 20" deep)		81
FM	Full Modesty Panel - 10 lbs		102
LF	Locking Face		75
SK	Sliding Keyboard Tray, matching laminate (11dx26w) - 7 lbs		170
CG	Cord Grommet - 2-3/16" diameter, specify Left, Right or Center		41
SCG	Square Cord Grommet - 2" x 3-1/4"		66
BCF	6" Bowed Conference Front		237
AKT-1	Articulating Keyboard Tray, black plastic, knob adjusting (10-3/4dx20-1/4w)		197
AKT-2	Articulating Keyboard Tray, black metal, lift/tilt adjusting (10-1/2dx25w)		303
FH	42" Perimeter Walls (3 sides)		336
Non-Standard Matte Laminate on Entire Unit (for quantities 3 or less)			add 40%



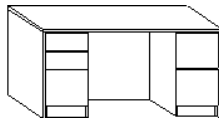
TUSCANY SERIES



Model #	depth	width	height	weight	List Price
DESK, BOX/FILE LEFT, BOX/BOX/BOX RIGHT					
DT5L 306029	30	60	29-1/8	186	881
DT5L 307229	30	72	29-1/8	201	944
DT5L 366629	36	66	29-1/8	221	982
DT5L 367229	36	72	29-1/8	226	1005
Plywood Drawers, 18"H Mod Panel					



Model #	depth	width	height	weight	List Price
DESK, BOX/BOX/BOX LEFT, BOX/FILE RIGHT					
DT5R 306029	30	60	29-1/8	186	881
DT5R 307229	30	72	29-1/8	201	944
DT5R 366629	36	66	29-1/8	221	982
DT5R 367229	36	72	29-1/8	226	1005
Plywood Drawers, 18"H Mod Panel					



Model #	depth	width	height	weight	List Price
DESK SHELL, BOX/BOX/FILE, FILE/FILE					
DT5NN 3060E	30	60	29-1/8	289	1691
DT5NN 3072E	30	72	29-1/8	302	1715
DT5NN 3672E	36	72	29-1/8	317	1820
Modular pedestals shipped unattached with unfinished top and back					
Full height modesty panel is standard					


OPTIONS:

VCD	16"D Black Vinyl Clad Drawers on Full Height Peds	deduct per ped	(45)
VCD	16"D Black Vinyl Clad Drawers on 3/4 Height Peds	deduct per ped	(30)
HWP	Continuous hardwood pull (see Options page for metal pulls)	per pull	37
CDL	Center Drawer-13-3/8dx18wx2-1/4h box size with 21" long laminate face		106
CDH	Center Drawer-13-3/8dx18wx2-1/4h box size with 21" long hardwood face		125
CDC	Center Drawer-black, w/compartments 18dx21w (for units over 20" deep)		81
FM	Full Modesty Panel - 10 lbs		102
LF	Locking Face		75
SK	Sliding Keyboard Tray, matching laminate (11dx26w) - 7 lbs		170
CG	Cord Grommet - 2-3/16" diameter, specify Left, Right or Center		41
SCG	Square Cord Grommet - 2" x 3-1/4"		66
BCF	6" Bowed Conference Front		237
AKT-1	Articulating Keyboard Tray, black plastic, knob adjusting (10-3/4dx20-1/4w)		197
AKT-2	Articulating Keyboard Tray, black metal, lift/tilt adjusting (10-1/2dx25w)		303
FH	42" Perimeter Walls (3 sides)		336
Non-Standard Matte Laminate on Entire Unit (for quantities 3 or less)			add 40%



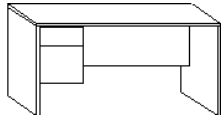
TUSCANY SERIES

Model #	depth	width	height	weight	List Price
CREDENZA SHELL					
CTON 244829	24	48	29-1/8	80	351
CTON 246029	24	60	29-1/8	89	381
CTON 246629	24	66	29-1/8	97	414
CTON 247229	24	72	29-1/8	105	427
CTON 248429	24	84	29-1/8	127	440
CTON 249629	24	96	29-1/8	145	453



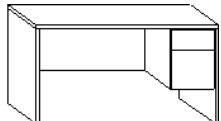
Full height drawer pedestals available, see Misc/Pedestals page M-1
12"H mod panel supplied

Model #	depth	width	height	weight	List Price
CREDENZA, BOX/FILE LEFT					
CT2L 246029	24	60	29-1/8	118	604
CT2L 246629	24	66	29-1/8	126	645
CT2L 247229	24	72	29-1/8	134	665



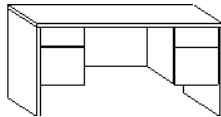
Plywood Drawers, 18"H Mod Panel

Model #	depth	width	height	weight	List Price
CREDENZA, BOX/FILE RIGHT					
CT2R 246029	24	60	29-1/8	118	604
CT2R 246629	24	66	29-1/8	126	645
CT2R 247229	24	72	29-1/8	134	665



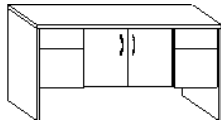
Plywood Drawers, 18"H Mod Panel

Model #	depth	width	height	weight	List Price
CREDENZA, BOX/FILE, BOX/FILE					
CT4N 246029	24	60	29-1/8	147	774
CT4N 246629	24	66	29-1/8	155	808
CT4N 247229	24	72	29-1/8	163	823



Plywood Drawers, 18"H Mod Panel

Model #	depth	width	height	weight	List Price
CREDENZA, BOX/FILE, BOX/FILE, HD STORAGE					
CT4H 246029	24	60	29-1/8	188	1,087
CT4H 246629	24	66	29-1/8	196	1,121
CT4H 247229	24	72	29-1/8	204	1,136



Hinged doors supplied with black metal pulls (MW), unless other metal pulls specified

One adjustable shelf supplied

Plywood Drawers, 18"H Mod Panel

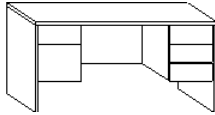
OPTIONS:

Code	Description	deduct per ped	(30)
VCD	16"D Black Vinyl Clad Drawers		
HWP	Continuous hardwood pull (see Options page for metal pulls)	per pull	37
CDL	Center Drawer-13-3/8dx18wx2-1/4h box size with 21" long laminate face		106
CDH	Center Drawer-13-3/8dx18wx2-1/4h box size with 21" long hardwood face		125
CDC	Center Drawer-black, w/compartments 18dx21w (for units over 20" deep)		81
FM	Full Modesty Panel - 10 lbs		102
LF	Locking Face		75
SK	Sliding Keyboard Tray, matching laminate (11dx26w) - 7 lbs		170
CG	Cord Grommet - 2-3/16" diameter, specify Left, Right or Center		41
SCG	Square Cord Grommet - 2" x 3-1/4"		66
BCF	6" Bowed Conference Front		237
AKT-1	Articulating Keyboard Tray, black plastic, knob adjusting (10-3/4dx20-1/4w)		197
FH	42" Perimeter Walls (3 sides)		303
Non-Standard Matte Laminate on Entire Unit (for quantities 3 or less)			add 40%

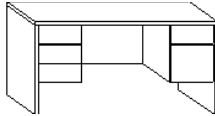


TUSCANY SERIES

Model #	depth	width	height	weight	List Price
CREDENZA, BOX/FILE LEFT, BOX/BOX/BOX RIGHT					
CT5L 246029	24	60	29-1/8	147	793
CT5L 246629	24	66	29-1/8	155	827
CT5L 247229	24	72	29-1/8	163	830
CT5L 248429	24	84	29-1/8	171	843
CT5L 249629	24	96	29-1/8	179	856

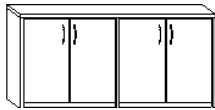


Plywood Drawers, 18"H Mod Panel



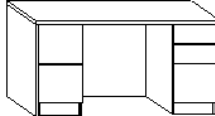
Model #	depth	width	height	weight	List Price
CREDENZA, BOX/BOX/BOX LEFT, BOX/FILE RIGHT					
CT5R 246029	24	60	29-1/8	147	793
CT5R 246629	24	66	29-1/8	155	827
CT5R 247229	24	72	29-1/8	163	830
CT5R 248429	24	84	29-1/8	171	843
CT5R 249629	24	96	29-1/8	179	856

Plywood Drawers, 18"H Mod Panel



Model #	depth	width	height	weight	List Price
CREDENZA, HD STORAGE					
CT0H 246029	24	60	29-1/8	146	893
CT0H 246629	24	66	29-1/8	154	926
CT0H 247229	24	72	29-1/8	162	939
CT0H 248429	24	84	29-1/8	174	952
CT0H 249629	24	96	29-1/8	182	965

Hinged doors supplied with black metal pulls (MF), unless other metal pulls specified
One adjustable shelf per side supplied



Model #	depth	width	height	weight	List Price
CREDENZA, FILE/FILE, BOX/BOX/FILE					
CT5NN 2460E	24	60	29-1/8	248	1,640
CT5NN 2472E	24	72	29-1/8	257	1,685
CT5NN 2484E	24	84	29-1/8	266	1,698
CT5NN 2496E	24	96	29-1/8	275	1,711


Full height pedestals supplied unattached with unfinished top and back
Full height modesty panel is standard. 12"H mod panel available, please specify and deduct \$88. Plywood Drawers

OPTIONS:

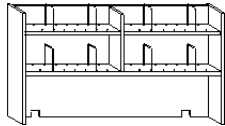
VCD	16"D Black Vinyl Clad Drawers on Full Height Peds	deduct per ped	(45)
VCD	16"D Black Vinyl Clad Drawers on 3/4 Height Peds	deduct per ped	(30)
HWP	Continuous hardwood pull (see Options page for metal pulls)		37
CDL	Center Drawer-13-3/8dx18wx2-1/4h box size with 21" long laminate face		106
CDH	Center Drawer-13-3/8dx18wx2-1/4h box size with 21" long hardwood face		125
CDC	Center Drawer-black, w/compartments 18dx21w (for units over 20" deep)		81
FM	Full Modesty Panel - 10 lbs		102
LF	Locking Face		75
SK	Sliding Keyboard Tray, matching laminate (11dx26w) - 7 lbs		170
CG	Cord Grommet - 2-3/16" diameter, specify Left, Right or Center		41
SCG	Square Cord Grommet - 2" x 3-1/4"		66
BCF	6" Bowed Conference Front		237
AKT-1	Articulating Keyboard Tray, black plastic, knob adjusting (10-3/4dx20-1/4w)		197
AKT-2	Articulating Keyboard Tray, black metal, lift/tilt adjusting (10-1/2dx25w)		303
FH	42" Perimeter Walls (3 sides)		336
Non-Standard Matte Laminate on Entire Unit (for quantities 3 or less)			add 40%



TUSCANY SERIES

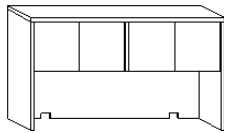


Model #	depth	width	height	weight	List Price
DESK TOP RISER					
HTAN 124812	12	47-5/8	12-3/8	65	318
HTAN 126012	12	59-5/8	12-3/8	69	331
HTAN 126612	12	65-5/8	12-3/8	75	344
HTAN 127212	12	71-5/8	12-3/8	80	357
HTAN 128412	12	83-5/8	12-3/8	91	370
HTAN 129612	12	95-5/8	12-3/8	102	383



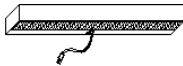
Model #	depth	width	height	weight	List Price
OPEN STORAGE WITH 2 ADJUSTABLE SHELVES (1 PER SIDE)					
HTAN 124836	12	47-5/8	36	117	626
HTAN 126036	12	59-5/8	36	138	687
HTAN 126636	12	65-5/8	36	149	748
HTAN 127236	12	71-5/8	36	159	808
HTAN 128436	12	83-5/8	36	169	869
HTAN 129636	12	95-5/8	36	179	930

16" clearance below lower shelf



Model #	depth	width	height	weight	List Price
HINGED DOOR STORAGE					
HTHN 164836	16	47-5/8	36-3/8	131	902
HTHN 166036	16	59-5/8	36-3/8	153	1,112
HTHN 166636	16	65-5/8	36-3/8	164	1,147
HTHN 167236	16	71-5/8	36-3/8	175	1,173
HTHN 168436	16	83-5/8	36-3/8	186	1,241
HTHN 169636	16	95-5/8	36-3/8	197	1,291

19" clearance below shelf. 6 doors on 84" and 96" wide units



Model #	depth	width	height	weight	List Price
TASKLIGHTS					
TL-30		27-1/2		3	168
TL-36		33-1/2		3	184
TL-48		45-1/2		4	203
TL-60		57-1/2		5	254

6' black power cord. Square cord grommet in back below shelf is standard when a task light is ordered.

NOTE: Unfinished Back supplied. 2 Wire hoops per shelf area supplied.
Valance or Support panel for Hutches over 72" wide is recommended

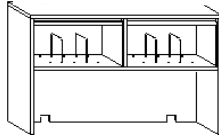
OPTIONS:

FB	Finished Back		86
HWP	Continuous hardwood pull (see Options page for metal pulls)	per pull	37
WH	Wire Hoops (used to support shelved material)	set of 3	14
FWG	2" Full Width Cord Gap (below back)	deduct	(20)
HDL	Hinged Door Lock	per door	75
IC	Increased Clearance, 24" clearance below 1st shelf, overall height 41"		63
PO	Paper Organizer with 5 Adjustable Black Masonite Shelves Below Shelf		265
VAL	Valance - 3" High		64
ATB	Fabric tack board for 48" wide Storage Hutch		134
	Fabric tack board for 60" wide Storage Hutch		152
	Fabric tack board for 66" wide Storage Hutch		169
	Fabric tack board for 72" wide Storage Hutch		181
	Fabric tack board for 84" wide Storage Hutch		210
	Fabric tack board for 96" wide Storage Hutch		239
	Non-Standard Matte Laminate on Entire Unit (for quantities 3 or less)		add 40%



TUSCANY SERIES

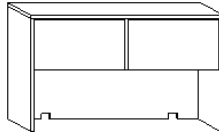
Model #	depth	width	height	weight	List Price
---------	-------	-------	--------	--------	------------



TAMBOUR DOOR STORAGE

HTTN 164836	16	47-5/8	36-3/8	131	902
HTTN 166036	16	59-5/8	36-3/8	153	1,112
HTTN 166636	16	65-5/8	36-3/8	164	1,147
HTTN 167236	16	71-5/8	36-3/8	175	1,173
HTTN 168436	16	83-5/8	36-3/8	186	1,247
HTTN 169636	16	95-5/8	36-3/8	197	1,297

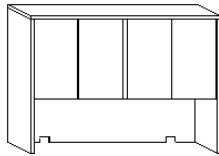
19" clearance below shelf. HWP's are standard on Tambour Doors.



FLIPPER DOOR STORAGE

HTFN 164836	16	47-5/8	36-3/8	135	902
HTFN 166036	16	59-5/8	36-3/8	160	1,112
HTFN 166636	16	65-5/8	36-3/8	172	1,147
HTFN 167236	16	71-5/8	36-3/8	184	1,173
HTFN 168436	16	83-5/8	36-3/8	186	1,247
HTFN 169636	16	95-5/8	36-3/8	197	1,297

19" clearance below shelf

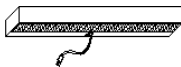


DUAL HEIGHT HINGED DOOR STORAGE

HHTN 164848	16	47-5/8	48-3/8	175	1,197
HHTN 166048	16	59-5/8	48-3/8	225	1,755
HHTN 166648	16	65-5/8	48-3/8	241	1,797
HHTN 167248	16	71-5/8	48-3/8	271	1,838
HHTN 168448	16	83-5/8	48-3/8	299	1,879
HHTN 169648	16	95-5/8	48-3/8	233	1,921

One adjustable shelf per side supplied. 6 doors on 84" and 96" wide units

19" clearance below shelf



TASKLIGHTS

TL-30	27-1/2	3	168
TL-36	33-1/2	3	184
TL-48	45-1/2	4	203
TL-60	57-1/2	5	254

6 foot black power cord. When ordering a tasklight on a hutch, square cord grommet is supplied in back centered below shelf.

NOTE: Unfinished Back supplied. 2 Wire hoops per shelf area supplied.

Valance or Support panel for Hutches over 72" wide is recommended

48" Tambour and Flipper Door hutches have one door

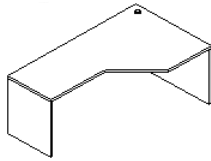
OPTIONS:

FB	Finished Back		86
HWP	Continuous hardwood pull (see Options page for metal pulls)	per pull	37
WH	Wire Hoops (used to support shelved material)	set of 3	14
FWG	2" Full Width Cord Gap (below back)	deduct	(20)
HDL	Hinged Door Lock	per door	75
TDL	Tambour Door Lock	per door	75
FDL	Flipper Door Lock	per door	75
IC	Increased Clearance, 24" clearance below 1st shelf, overall height 41"		63
PO	Paper Organizer with 5 Adjustable Black Masonite Shelves Below Shelf		265
VAL	Valance - 3" High		64
ATB	Fabric tack board for 48" wide Storage Hutch		134
	Fabric tack board for 60" wide Storage Hutch		152
	Fabric tack board for 66" wide Storage Hutch		169
	Fabric tack board for 72" wide Storage Hutch		181
	Fabric tack board for 84" wide Storage Hutch		210
	Fabric tack board for 96" wide Storage Hutch		239
	Non-Standard Matte Laminate on Entire Unit (for quantities 3 or less)		add 40%



TUSCANY SERIES

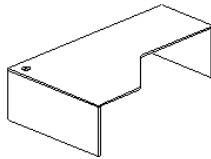
Model #	depth	width	height	weight	List Price
---------	-------	-------	--------	--------	------------



ANGLED DESK RIGHT

Model #	depth	width	height	weight	List Price
NTOR 367229	24-36	72	29-1/8	133	675
NTOR 368429	24-36	84	29-1/8	149	777
NTOR 369629	24-36	96	29-1/8	161	876
NTOR 427229	24-42	72	29-1/8	145	828
NTOR 428429	24-42	84	29-1/8	156	930
NTOR 429629	24-42	96	29-1/8	168	1,028

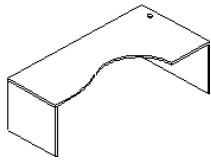
All angles at 45 degrees. Angle length is 17" on 24-36 desk, 25-1/2" on 24-42 desk.
12"H mod panel and cord grommet supplied



ANGLED DESK LEFT

Model #	depth	width	height	weight	List Price
NTOL 367229	24-36	72	29-1/8	133	675
NTOL 368429	24-36	84	29-1/8	149	777
NTOL 369629	24-36	96	29-1/8	161	876
NTOL 427229	24-42	72	29-1/8	145	828
NTOL 428429	24-42	84	29-1/8	156	930
NTOL 429629	24-42	96	29-1/8	168	1,028

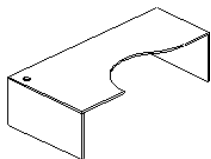
All angles at 45 degrees. Angle length is 17" on 24-36 desk, 25-1/2" on 24-42 desk.
12"H mod panel and cord grommet supplied



DESK WITH COCKPIT STYLE INSIDE RADIUS RIGHT

Model #	depth	width	height	weight	List Price
NTRR 367229	24-36	72	29-1/8	133	808
NTRR 368429	24-36	84	29-1/8	149	910
NTRR 369629	24-36	96	29-1/8	161	1,009
NTRR 427229	24-42	72	29-1/8	145	961
NTRR 428429	24-42	84	29-1/8	156	1,063
NTRR 429629	24-42	96	29-1/8	168	1,161

12"H mod panel and cord grommet supplied



DESK WITH COCKPIT STYLE INSIDE RADIUS LEFT

Model #	depth	width	height	weight	List Price
NTRL 367229	24-36	72	29-1/8	133	808
NTRL 368429	24-36	84	29-1/8	149	910
NTRL 369629	24-36	96	29-1/8	161	1,009
NTRL 427229	24-42	72	29-1/8	145	961
NTRL 428429	24-42	84	29-1/8	156	1,063
NTRL 429629	24-42	96	29-1/8	168	1,161

12"H mod panel and cord grommet supplied

NOTE: Full height drawer pedestals available, see Misc/Pedestals page M-1
One Cord Grommet supplied

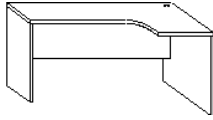
OPTIONS:

CDL	Center Drawer-13dx18wx2h box size with 21" long laminate face - 15 lbs	106
CDH	Center Drawer-13dx18wx2h box size with 21" long hardwood face - 15 lbs	125
CDC	Center Drawer-black, w/compartments 18dx21w (for units over 20" deep)	81
FM	Full Modesty Panel - 10 lbs	102
SK	Sliding Keyboard Tray, matching laminate (11dx26w) - 7 lbs	170
CG	Cord Grommet - 2-3/16" diameter, specify Left, Right or Center	41
SCG	Square Cord Grommet - 2" x 3-1/4"	66
AKT-1	Articulating Keyboard Tray, black plastic, knob adjusting (10-3/4dx20-1/4w)	197
WM	Wire Management trough, 48" wide, 3 lbs	31
Non-Standard Matte Laminate on Entire Unit (for quantities 3 or less)		add 40%

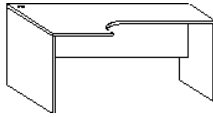


TUSCANY SERIES

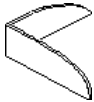
Model #	depth	width	height	weight	List Price Thin PVC Edge
ANGLED DESK WITH 12" INSIDE RADIUS RIGHT					
NTCR 367229	24-36	72	29-1/8	133	735
NTCR 368429	24-36	84	29-1/8	149	836
NTCR 369629	24-36	96	29-1/8	161	935
NTCR 427229	30-42	72	29-1/8	145	888
NTCR 428429	30-42	84	29-1/8	156	989
NTCR 429629	30-42	96	29-1/8	168	1,087
12"H mod panel supplied					



ANGLED DESK WITH 12" INSIDE RADIUS LEFT					
NTCL 367229	24-36	72	29-1/8	133	735
NTCL 368429	24-36	84	29-1/8	149	836
NTCL 369629	24-36	96	29-1/8	161	935
NTCL 427229	30-42	72	29-1/8	145	888
NTCL 428429	30-42	84	29-1/8	156	989
NTCL 429629	30-42	96	29-1/8	168	1,087
12"H mod panel supplied					



NOTE: Full height drawer pedestals available, see Misc/Pedestals page M-1
One Cord Grommet supplied



DESK TOP MONITOR PARTITION					
CNNR 262609	26	26	9	6	114
Material is 3/4" with thin PVC edging					
Corner mounted unit helps hide back of computer and cords					
(Please see front cover of Contemporary brochure for photo picture)					

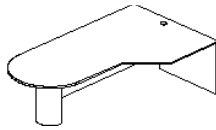
OPTIONS:

CDL	Center Drawer-13dx18wx2h box size with 21" long laminate face - 15 lbs	106
CDH	Center Drawer-13dx18wx2h box size with 21" long hardwood face - 15 lbs	125
CDC	Center Drawer-black, w/compartments 18dx21w (for units over 20" deep)	81
FM	Full Modesty Panel - 10 lbs	102
SK	Sliding Keyboard Tray, matching laminate (11dx26w) - 7 lbs	170
CG	Cord Grommet - 2-3/16" diameter, specify Left, Right or Center	41
SCG	Square Cord Grommet - 2" x 3-1/4"	66
AKT-1	Articulating Keyboard Tray, black plastic, knob adjusting (10-3/4dx20-1/4w)	197
AKT-2	Articulating Keyboard Tray, black metal, lift/tilt adjusting (10-1/2dx25w)	303
FH	42" Perimeter Walls (3 sides)	447
WM	Wire Management trough, 48" wide, 3 lbs	31
Non-Standard Matte Laminate on Entire Unit (for quantities 3 or less)		add 40%



TUSCANY SERIES

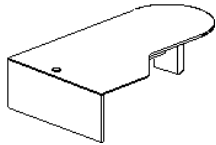
Model #	depth	width	height	weight	List Price
---------	-------	-------	--------	--------	------------



ANGLED DESK WITH BULLET END LEFT

	depth	width	height	weight	Thin PVC Edge
NTBAR 3672E	24-36	72	29-1/8	128	1,045
NTBAR 3684E	24-36	84	29-1/8	144	1,172
NTBAR 3696E	24-36	96	29-1/8	156	1,297
NTBAR 4272E	30-42	72	29-1/8	162	1,238
NTBAR 4284E	30-42	84	29-1/8	176	1,366
NTBAR 4296E	30-42	96	29-1/8	190	1,488

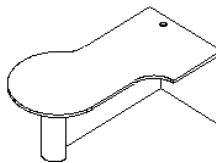
All angles at 45 degrees. Angle length is 17" on all Desks
10" diameter half-cylinder base. 18"H mod panel supplied.



ANGLED DESK WITH BULLET END RIGHT

	depth	width	height	weight	Thin PVC Edge
NTBAL 3672E	24-36	72	29-1/8	128	1,045
NTBAL 3684E	24-36	84	29-1/8	144	1,172
NTBAL 3696E	24-36	96	29-1/8	156	1,297
NTBAL 4272E	30-42	72	29-1/8	162	1,238
NTBAL 4284E	30-42	84	29-1/8	176	1,366
NTBAL 4296E	30-42	96	29-1/8	190	1,488

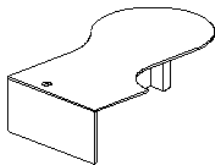
All angles at 45 degrees. Angle length is 17" on all Desks
10" diameter half-cylinder base. 18"H mod panel supplied.



P-SHAPED DESK WITH 12" INSIDE RADIUS, 24"D RIGHT RETURN END

	depth	width	height	weight	Thin PVC Edge
PTRCR 4872E	24-36	72	29-1/8	190	1,698
PTRCR 4884E	24-36	84	29-1/8	201	1,825
PTRCR 4896E	24-36	96	29-1/8	213	1,950
PTRCR 5484E	30-42	84	29-1/8	218	2,018
PTRCR 5496E	30-42	96	29-1/8	230	2,142

36" diameter ends with 10" diameter 1/2 cylinder and 24" return ends
42" diameter ends with 18" diameter 1/2 cylinder and 30" & 24" return ends
Full Height Mod Panel Supplied



P-SHAPED DESK WITH 12" INSIDE RADIUS, 24"D LEFT RETURN END

	depth	width	height	weight	Thin PVC Edge
PTRCL 4872E	24-36	72	29-1/8	190	1,698
PTRCL 4884E	24-36	84	29-1/8	201	1,825
PTRCL 4896E	24-36	96	29-1/8	213	1,950
PTRCL 5484E	30-42	84	29-1/8	218	2,018
PTRCL 5496E	30-42	96	29-1/8	230	2,142

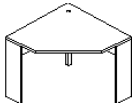
36" diameter ends with 10" diameter 1/2 cylinder and 24" return ends
42" diameter ends with 18" diameter 1/2 cylinder and 30" & 24" return ends
Full Height Mod Panel Supplied

OPTIONS:

CDL	Center Drawer-13dx18wx2h box size with 21" long laminate face - 15 lbs	106
CDH	Center Drawer-13dx18wx2h box size with 21" long hardwood face - 15 lbs	125
CDC	Center Drawer-black, w/compartments 18dx21w (for units over 20" deep)	81
FM	Full Modesty Panel - 10 lbs	102
SK	Sliding Keyboard Tray, matching laminate (11dx26w) - 7 lbs	170
CG	Cord Grommet - 2-3/16" diameter, specify Left, Right or Center	41
SCG	Square Cord Grommet - 2" x 3-1/4"	66
AKT-1	Articulating Keyboard Tray, black plastic, knob adjusting (10-3/4dx20-1/4w)	197
WM	Wire Management trough, 48" wide, 3 lbs	31
Non-Standard Matte Laminate on Entire Unit (for quantities 3 or less)		add 40%

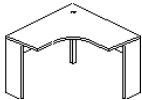


TUSCANY SERIES



Model #	depth	width	height	weight	List Price
CORNER DESK WITH WOOD CORNER POST					
NT0F 363629	21-36	36	29-1/8	73	605
NT0F 424229	21-42	42	29-1/8	88	615
NT0F 484829	21-48	48	29-1/8	105	640
NT0F 363629	24-36	36	29-1/8	75	605
NT0F 424229	24-42	42	29-1/8	90	615
NT0F 484829	24-48	48	29-1/8	107	640

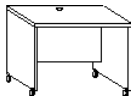
Designed as a freestanding unit
 One cord grommet supplied
 12"H mod panels



Model #	depth	width	height	weight	List Price
CORNER DESK WITH 12" INSIDE RADIUS WITH WOOD CORNER POST					
NTCF 363629	21-36	36	29-1/8	73	713
NTCF 424229	21-42	42	29-1/8	88	724
NTCF 484829	21-48	48	29-1/8	105	801
NTCF 363629	24-36	36	29-1/8	75	713
NTCF 424229	24-42	42	29-1/8	90	724
NTCF 484829	24-48	48	29-1/8	107	801

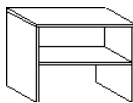
Designed as a freestanding unit
 One cord grommet supplied
 12"H mod panels

NOTE: To form U-shape workstation, use desk from T-1 to T-2 and return from T-10



Model #	depth	width	height	weight	List Price
MOBILE TYPING STAND WITH CASTERS					
NTVN 243026	24	30	26-1/8	63	433
NTVN 243626	24	36	26-1/8	69	446
NTVN 244826	24	48	26-1/8	81	469

One cord grommet supplied



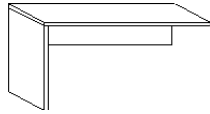
Model #	depth	width	height	weight	List Price
PRINTER STAND					
NTPN 243029	24	30	29-1/8	73	440
NTPN 243629	24	36	29-1/8	82	453
NTPN 303029	30	30	29-1/8	95	485
NTPN 303629	30	36	29-1/8	103	498

Includes a full depth fixed shelf with 13" clear to underside of top

OPTIONS:

WM	Wire Management trough, 48" wide, 3 lbs	31
SK	Sliding Keyboard Tray, matching laminate (11dx26w) - 7 lbs	170
CG	Cord Grommet - 2-3/16" diameter, specify Left, Right or Center	41
SCG	Square Cord Grommet - 2" x 3-1/4"	66
AKT-1	Articulating Keyboard Tray, black plastic, knob adjusting (10-3/4dx20-1/4w)	197
AKT-2	Articulating Keyboard Tray, black metal, lift/tilt adjusting (10-1/2dx25w)	303
Non-Standard Matte Laminate on Entire Unit (for quantities 3 or less)		add 40%

TUSCANY SERIES



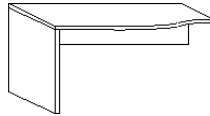
Model #	depth	width	height	weight	List Price
---------	-------	-------	--------	--------	------------

RETURN

RT0* 214829	21	48	29-1/8	66	345
RT0* 216029	21	60	29-1/8	83	372
RT0* 217229	21	72	29-1/8	99	400
RT0* 244829	24	48	29-1/8	73	353
RT0* 246029	24	60	29-1/8	90	383
RT0* 247229	24	72	29-1/8	106	413

* **Specify L for Left or R for Right Return**

12"H mod panel supplied (recommended for better access to electrical outlets)




RETURN WITH RADIUSED END

RTR* 304829	21/30	48	29-1/8	76	558
RTR* 306029	21/30	60	29-1/8	83	587
RTR* 307229	21/30	72	29-1/8	99	618

* **Specify L for Left or R for Right Return**

12"H mod panel supplied (recommended for better access to electrical outlets)

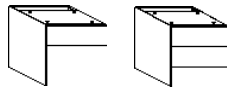


BRIDGE

UT0* 214829	21	48	29-1/4	66	264
UT0* 216029	21	60	29-1/4	83	308
UT0* 217229	21	72	29-1/4	99	335
UT0* 244829	24	48	29-1/4	73	289
UT0* 246029	24	60	29-1/4	90	321
UT0* 247229	24	72	29-1/4	106	346

* **Specify L for Left or R for Right Return**

12"H mod panel supplied (recommended for better access to electrical outlets)



PEDESTALS

BF-1-1618	19-3/4	16	18	53	379
BBB-1-1618	19-3/4	16	18	53	379

For 21" deep returns

BF-1-1620	23-3/4	16	18	57	379
BBB-1-1620	23-3/4	16	18	57	379

For 24" deep returns

* When ordering a pedestal on a return, mod panel will be 18"H

NOTE: All returns at executive height (29"), for typing height change 29" to 26"

Full height drawer pedestals available, see Misc/Pedestals page M-1

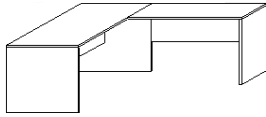
OPTIONS:

	VCD 16"D Black Vinyl Clad Drawers on 3/4 Height Peds	deduct per ped	(30)
HWP	Continuous hardwood pull (see Options page for metal pulls)	per pull	37
CDL	Center Drawer-13dx18wx2h box size with 21" long laminate face - 15 lbs		106
CDC	Center Drawer-black, w/compartments 18dx21w (for units over 20" deep)		81
FM	Full Modesty Panel - 10 lbs		102
LF	Locking Face		75
SK	Sliding Keyboard Tray, matching laminate (11dx26w) - 7 lbs		170
CG	Cord Grommet - 2-3/16" diameter, specify Left, Right or Center		41
SCG	Square Cord Grommet - 2" x 3-1/4"		66
AKT-1	Articulating Keyboard Tray, black plastic, knob adjusting (10-3/4dx20-1/4w)		197
	Non-Standard Matte Laminate on Entire Unit (for quantities 3 or less)		add 40%

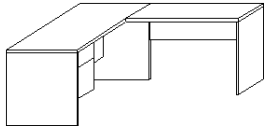


TUSCANY SERIES

Model #	depth	width	height	weight	List Price
EXECUTIVE DESK SHELL					
ET0* 306029	30	60	29-1/8	194	698
ET0* 307229	30	72	29-1/8	209	736
ET0* 308429	30	84	29-1/8	239	798
ET0* 309629	30	96	29-1/8	264	863
ET0* 367229	36	72	29-1/8	234	780
ET0* 368429	36	84	29-1/8	252	832
ET0* 369629	36	96	29-1/8	270	883



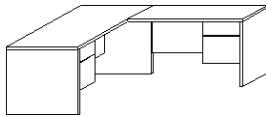
* **Specify L for Left or R for Right Return**
12"H mod panel on desk and return



EXECUTIVE DESK, BOX/FILE ON DESK

ET2* 306029	30	60	29-1/8	251	877
ET2* 307229	30	72	29-1/8	266	913
ET2* 308429	30	84	29-1/8	296	956
ET2* 309629	30	96	29-1/8	321	1,043
ET2* 367229	36	72	29-1/8	291	960
ET2* 368429	36	84	29-1/8	309	1,011
ET2* 369629	36	96	29-1/8	327	1,063

* **Specify L for Left or R for Right Return**
18"H mod panel on desk and return, 12"H available at same price (please specify).
Plywood Drawers



EXECUTIVE DESK, BOX/FILE, BOX/FILE

ET4* 306029	30	60	29-1/8	308	1,057
ET4* 307229	30	72	29-1/8	323	1,093
ET4* 308429	30	84	29-1/8	353	1,136
ET4* 309629	30	96	29-1/8	378	1,218
ET4* 367229	36	72	29-1/8	348	1,135
ET4* 368429	36	84	29-1/8	366	1,191
ET4* 369629	36	96	29-1/8	384	1,242

* **Specify L for Left or R for Right Return**
18"H mod panel on desk and return, 12"H available at same price (please specify).
Plywood Drawers

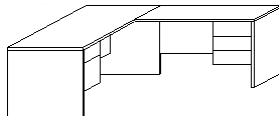
NOTE: Standard Returns are 21" x 48" on 60" wide desks, 24" x 48" on desks above 60" wide
For units with different size returns, see Page T-11

OPTIONS:

VCD	16"D Black Vinyl Clad Drawers on 3/4 Height Peds	deduct per ped	(30)
HWP	Continuous hardwood pull (see Options page for metal pulls)	per pull	37
CDL	Center Drawer-13dx18wx2h box size with 21" long laminate face - 15 lbs		106
CDH	Center Drawer-13dx18wx2h box size with 21" long hardwood face - 15 lbs		125
CDC	Center Drawer-black, w/compartments 18dx21w (for units over 20" deep)		81
FM	Full Modesty Panel - 10 lbs		102
LF	Locking Face		75
SK	Sliding Keyboard Tray, matching laminate (11dx26w) - 7 lbs		170
CG	Cord Grommet - 2-3/16" diameter, specify Left, Right or Center		41
SCG	Square Cord Grommet - 2" x 3-1/4"		66
BCF	6" Bowed Conference Front		237
AKT-1	Articulating Keyboard Tray, black plastic, knob adjusting (10-3/4dx20-1/4w)		197
Non-Standard Matte Laminate on Entire Unit (for quantities 3 or less)			add 40%



TUSCANY SERIES



Model #	depth	width	height	weight	List Price
---------	-------	-------	--------	--------	------------

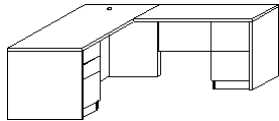
EXECUTIVE DESK, BOX/FILE, BOX/BOX/BOX

ET5* 306029	30	60	29-1/8	254	1,042
ET5* 307229	30	72	29-1/8	269	1,078
ET5* 308429	30	84	29-1/8	294	1,121
ET5* 309629	30	96	29-1/8	347	1,203
ET5* 367229	36	72	29-1/8	372	1,120
ET5* 368429	36	84	29-1/8	360	1,176
ET5* 369629	36	96	29-1/8	378	1,227

* **Specify L for Left or R for Right Return**

18"H mod panel on desk and return

Plywood Drawers



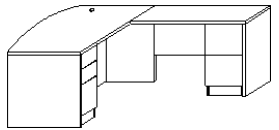
EXECUTIVE DESK, BOX/BOX/FILE, FILE/FILE

ET5N* 3072E	30	72	29-1/8	419	2,035
ET5N* 3084E	30	84	29-1/8	436	2,097
ET5N* 3096E	30	96	29-1/8	442	2,163
ET5N* 3672E	36	72	29-1/8	429	2,080
ET5N* 3684E	36	84	29-1/8	446	2,131
ET5N* 3696E	36	96	29-1/8	452	2,182

* **Specify L for Left or R for Right Return**

Full Modesty Panel is supplied on desk only with full height pedestals

Full Height Pedestals have an unfinished top and back



EXECUTIVE DESK WITH BOWED FRONT, BOX/BOX/FILE, FILE/FILE

ET5B* 3072E	30/36	72	29-1/8	429	2,272
ET5B* 3084E	30/36	84	29-1/8	446	2,334
ET5B* 3096E	30/36	96	29-1/8	452	2,399
ET5B* 3672E	36/42	72	29-1/8	439	2,316
ET5B* 3684E	36/42	84	29-1/8	456	2,368
ET5B* 3696E	36/42	96	29-1/8	462	2,419

* **Specify L for Left, R for Right**

Full modesty panel is supplied on desk only with full height pedestals

Full height pedestals have an unfinished top and back, Plywood Drawers

NOTE: Standard Returns are 21" x 48" on 60" wide desks, 24" x 48" on desks above 60" wide

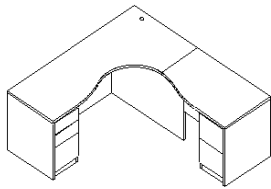
For units with different size returns, see Page T-11

OPTIONS:

VCD	16"D Black Vinyl Clad Drawers on Full Height Peds	deduct per ped	(45)
VCD	16"D Black Vinyl Clad Drawers on 3/4 Height Peds	deduct per ped	(30)
HWP	Continuous hardwood pull (see Options page for metal pulls)	per pull	37
CDL	Center Drawer-13dx18wx2h box size with 21" long laminate face - 15 lbs		106
CDH	Center Drawer-13dx18wx2h box size with 21" long hardwood face - 15 lbs		125
CDC	Center Drawer-black, w/compartments 18dx21w (for units over 20" deep)		81
FM	Full Modesty Panel - 10 lbs		102
LF	Locking Face		75
SK	Sliding Keyboard Tray, matching laminate (11dx26w) - 7 lbs		170
CG	Cord Grommet - 2-3/16" diameter, specify Left, Right or Center		41
SCG	Square Cord Grommet - 2" x 3-1/4"		66
BCF	6" Bowed Conference Front		237
AKT-1	Articulating Keyboard Tray, black plastic, knob adjusting (10-3/4dx20-1/4w)		197
	Non-Standard Matte Laminate on Entire Unit (for quantities 3 or less)		add 40%



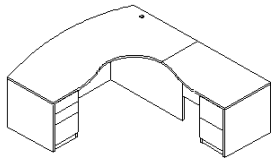
TUSCANY SERIES



Model #	depth	width	height	weight	List Price
COCKPIT STYLE WORKSTATION					
ET5RC* 4272E	30/42	72/90	29-1/8	379	2,959
ET5RC* 4284E	30/42	84/90	29-1/8	390	3,096
ET5RC* 4296E	30/42	96/90	29-1/8	402	3,227

* Specify L for Left or R for Right Return

Desk with 18" inside radius cockpit with 20"/24"/30" returns
20"/24" x 48" return with 12"H mod panel



Model #	depth	width	height	weight	List Price
COCKPIT STYLE WORKSTATION WITH BOWED FRONT DESK					
ET5RCB* 4872E	30/48	72/96	29-1/4	389	3,219
ET5RCB* 4884E	30/48	84/96	29-1/4	401	3,332
ET5RCB* 4896E	30/48	96/96	29-1/4	412	3,464

* Specify L for Left or R for Right Return

Desk with 18" inside radius cockpit with 20"/24"/30" returns
20"/24" x 48" return with 12"H mod panel

NOTE: Full Modesty Panel is supplied on desk

Full Height Pedestals have an unfinished top and back, plywood drawers

Cord Grommet in desk is standard

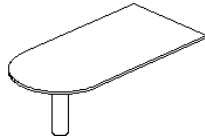
For units with different size returns see page T-11

OPTIONS:

VCD	16"D Black Vinyl Clad Drawers on Full Height Peds	deduct per ped	(45)
HWP	Continuous hardwood pull (see Options page for metal pulls)	per pull	37
CDL	Center Drawer-13-3/8dx18wx2-1/4h box size with 21" long laminate face		106
CDH	Center Drawer-13-3/8dx18wx2-1/4h box size with 21" long hardwood face		125
CDC	Center Drawer-black, w/compartments 18dx21w (for units over 20" deep)		81
FM	Full Modesty Panel - 10 lbs		102
LF	Locking Face		75
SK	Sliding Keyboard Tray, matching laminate (11dx26w) - 7 lbs		170
CG	Cord Grommet - 2-3/16" diameter, specify Left, Right or Center		41
SCG	Square Cord Grommet - 2" x 3-1/4"		66
AKT-1	Articulating Keyboard Tray, black plastic, knob adjusting (10-3/4dx20-1/4w)		197
AKT-2	Articulating Keyboard Tray, black metal, lift/tilt adjusting (10-1/2dx25w)		303
Non-Standard Matte Laminate on Entire Unit (for quantities 3 or less)			add 40%

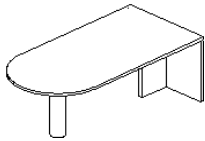


TUSCANY SERIES



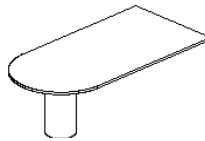
Model #	depth	width	height	weight	List Price Thin PVC Edge
BULLET RETURN WITH 4" CYLINDER					
RTMC 306029	30	60	29-1/8	63	593
RTMC 307229	30	72	29-1/8	73	605
RTMC 366629	36	66	29-1/8	80	612
RTMC 367229	36	72	29-1/8	86	618

4" diameter black powder coated steel cylinder supplied



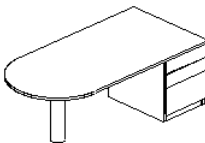
Model #	depth	width	height	weight	List Price
BULLET RETURN WITH "T" LEG					
RTME 306029	30	60	29-1/8	103	770
RTME 307229	30	72	29-1/8	113	791
RTME 366629	36	66	29-1/8	120	812
RTME 367229	36	72	29-1/8	126	841

4" diameter black powder coated steel cylinder supplied



Model #	depth	width	height	weight	List Price
BULLET RETURN WITH 10" CYLINDER					
RTLC 306029	30	60	29-1/8	68	822
RTLC 307229	30	72	29-1/8	78	839
RTLC 366629	36	66	29-1/8	85	850
RTLC 367229	36	72	29-1/8	93	863

10" diameter cylinder supplied in matching high pressure laminate

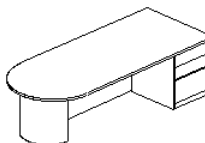


Model #	depth	width	height	weight	List Price
BULLET RETURN AND PED WITH 4" CYLINDER					
RT3M* 3060E	30	60	29-1/8	137	1,187
RT3M* 3072E	30	72	29-1/8	147	1,204
RT3M* 3672E	36	72	29-1/8	160	1,224

* Specify L for Left, R for Right end for drawer pedestal location

4" diameter black powder coated steel cylinder supplied

30" deep pedestal with 18" deep drawers and finished back supplied, no end panel



Model #	depth	width	height	weight	List Price
BULLET RETURN AND PED WITH 1/2 CYLINDER					
RT3L* 3072E	30	72	29-1/8	278	1,782

* Specify L for Left, R for Right end for drawer pedestal location

18" diameter 1/2 cylinder supplied in matching high pressure laminate

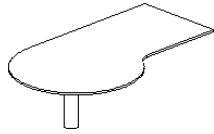
Full height modesty panel and end panel, 19-1/2" deep pedestal with 18" deep drawers

OPTIONS:

Code	Description	deduct per ped	(45)
VCD	16"D Black Vinyl Clad Drawers on Full Height Peds		
CDL	Center Drawer-13dx18wx2h box size with 21" long laminate face - 15 lbs		106
CDH	Center Drawer-13dx18wx2h box size with 21" long hardwood face - 15 lbs		125
CDC	Center Drawer-black, w/compartments 18dx21w (for units over 20" deep)		81
LF	Locking Face		75
WM	Wire Management trough, 48" wide, 3 lbs		31
CG	Cord Grommet - 2-3/16" diameter, specify Left, Right or Center		41
SCG	Square Cord Grommet - 2" x 3-1/4"		66
Non-Standard Matte Laminate on Entire Unit (for quantities 3 or less)			add 40%

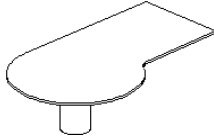


TUSCANY SERIES



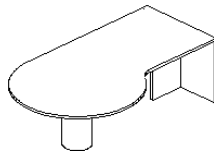
Model #	depth	width	height	weight	List Price
P-SHAPED RETURN WITH 4" CYLINDER					
PTM* 307229	30/42	72	29-1/8	98	834
PTM* 308429	30/42	84	29-1/8	108	863
PTM* 309629	30/42	96	29-1/8	120	898

* **Specify L for Left, R for Right**
 4" diameter black powder coated steel cylinder supplied



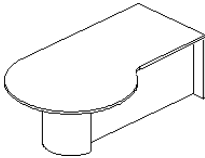
Model #	depth	width	height	weight	List Price
P-SHAPED RETURN WITH 10" CYLINDER					
PTL* 307229	30/42	72	29-1/8	103	997
PTL* 308429	30/42	84	29-1/8	113	1,026
PTL* 309629	30/42	96	29-1/8	125	1,061

* **Specify L for Left, R for Right**
 10" diameter cylinder supplied in matching high pressure laminate



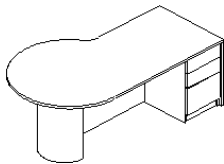
Model #	depth	width	height	weight	List Price
P-SHAPED RETURN WITH "T" LEG					
PTL*E 3072E	30/42	72	29-1/8	138	1,254
PTL*E 3084E	30/42	84	29-1/8	148	1,283
PTL*E 3096E	30/42	96	29-1/8	160	1,318

Specify L for Left, R for Right
 10" diameter cylinder supplied in matching high pressure laminate



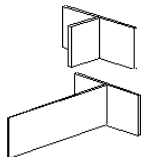
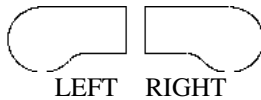
Model #	depth	width	height	weight	List Price
P-SHAPED RETURN WITH 1/2 CYLINDER BASE					
PTB* 307229	30/42	72	29-1/8	158	1,383
PTB* 308429	30/42	84	29-1/8	168	1,413
PTB* 309629	30/42	96	29-1/8	180	1,448

* **Specify L for Left, R for Right**
 18" diameter 1/2 cylinder supplied in matching high pressure laminate
 Full height mod panel & end panel



Model #	depth	width	height	weight	List Price
P-SHAPED RETURN AND PED					
PT3L* 3072E	30/42	72	29-1/8	293	1,961
PT3L* 3084E	30/42	84	29-1/8	322	1,990
PT3L* 3096E	30/42	96	29-1/8	351	2,142

* **Specify L for Left, R for Right**
 18" diameter 1/2 cylinder supplied in matching high pressure laminate
 Full height mod panel & end panel, 19-1/2" deep pedestal with 18" deep drawers



EPT - End Panel "T" Leg	40	258
EFM - End Panel Full Modesty	50	344

Used to make above workstations free standing with privacy panel

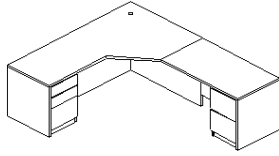
OPTIONS:

VCD 16"D Black Vinyl Clad Drawers on Full Height Peds	deduct per ped	(45)
LF Locking Face		75
WM Wire Management trough, 48" wide, 3 lbs		31
CG Cord Grommet - 2-3/16" diameter, specify Left, Right or Center		41
SCG Square Cord Grommet - 2" x 3-1/4"		66
Non-Standard Matte Laminate on Entire Unit (for quantities 3 or less)		add 40%



TUSCANY SERIES

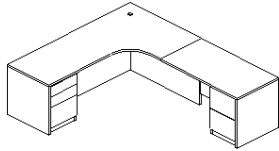
Model #	depth	width	height	weight	List Price
ANGLED DESK WITH RETURN					
ET5A* 3672E	24/36	72/84	29-1/8	437	2,290
ET5A* 3684E	24/36	84/84	29-1/8	449	2,417
ET5A* 3696E	24/36	96/84	29-1/8	459	2,542
ET5A* 4272E	30/42	72/90	29-1/8	442	2,481
ET5A* 4284E	30/42	84/90	29-1/8	454	2,610
ET5A* 4296E	30/42	96/90	29-1/8	464	2,733



* Specify L for Left, R for Right

24" deep x 48" wide return with 12"H mod panel supplied

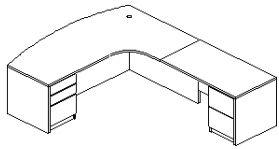
ANGLED DESK WITH 12" INSIDE RADIUS AND RETURN					
ET5C* 3672E	24/36	72/84	29-1/8	437	2,368
ET5C* 3684E	24/36	84/84	29-1/8	449	2,491
ET5C* 3696E	24/36	96/84	29-1/8	459	2,616
ET5C* 4272E	30/42	72/90	29-1/8	442	2,557
ET5C* 4284E	30/42	84/90	29-1/8	454	2,685
ET5C* 4296E	30/42	96/90	29-1/8	464	2,808



* Specify L for Left, R for Right

24" deep x 48" wide return with 12"H mod panel supplied

ANGLED BOW FRONT DESK WITH 12" INSIDE RADIUS AND RETURN					
ET5CB* 4272	30/42	72/90	29-1/8	443	2,605
ET5CB* 4284	30/42	84/90	29-1/8	454	2,728
ET5CB* 4296	30/42	96/90	29-1/8	465	2,853
ET5CB* 4872	36/48	72/96	29-1/8	463	2,794
ET5CB* 4884	36/48	84/96	29-1/8	479	2,922
ET5CB* 4896	36/48	96/96	29-1/8	490	3,044



* Specify L for Left, R for Right

24" deep x 48" wide return with 12"H mod panel supplied

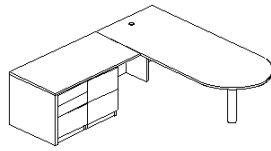
NOTE: Full Modesty Panel is supplied on desk
 Full Height Pedestals have an unfinished top and back, plywood drawers
 Cord Grommet in desk is standard
 For units with different size returns, see Page T-11

OPTIONS:

VCD	16"D Black Vinyl Clad Drawers on Full Height Peds	deduct per ped	(45)
HWP	Continuous hardwood pull (see Options page for metal pulls)	per pull	37
CDL	Center Drawer-13dx18wx2h box size with 21" long laminate face - 15 lbs		106
CDH	Center Drawer-13dx18wx2h box size with 21" long hardwood face - 15 lbs		125
CDC	Center Drawer-black, w/compartments 18dx21w (for units over 20" deep)		81
FM	Full Modesty Panel - 10 lbs		102
LF	Locking Face		75
SK	Sliding Keyboard Tray, matching laminate (11dx26w) - 7 lbs		170
CG	Cord Grommet - 2-3/16" diameter, specify Left, Right or Center		41
SCG	Square Cord Grommet - 2" x 3-1/4"		66
AKT-1	Articulating Keyboard Tray, black plastic, knob adjusting (10-3/4dx20-1/4w)		197
AKT-2	Articulating Keyboard Tray, black metal, lift/tilt adjusting (10-1/2dx25w)		303
Non-Standard Matte Laminate on Entire Unit (for quantities 3 or less)			add 40%



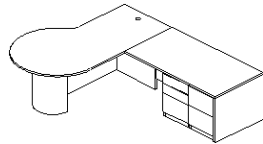
TUSCANY SERIES



Model #	depth	width	height	weight	List Price
CURVED DESK WITH RETURN					
ET5R* 3072E	24/30	72/78	29-1/8	352	2,377
ET5R* 3672E	24/36	72/84	29-1/8	364	2,390
ET5R* 3084E	24/30	84/78	29-1/8	362	2,433
ET5R* 3684E	24/36	84/84	29-1/8	378	2,476

* **Specify L for Left, R for Right**

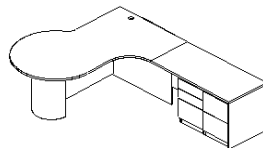
Desk supplied with 4" diameter black powder coated cylinder and EPT panel
24" deep x 48" wide return with 12"H mod panel supplied



Model #	depth	width	height	weight	List Price
P-SHAPED DESK WITH RETURN					
ET5P* 3072E	30/42	72/90	29-1/8	437	3,029
ET5P* 3084E	30/42	84/90	29-1/8	449	3,058
ET5P* 3096E	30/42	96/90	29-1/8	459	3,093

* **Specify L for Left, R for Right**

18" diameter 1/2 cylinder supplied in matching laminate
24" deep x 48" wide return with 12"H mod panel supplied
Full modesty panel on desk



Model #	depth	width	height	weight	List Price
P-SHAPED DESK WITH 12" INSIDE RADIUS AND RETURN					
ET5PC* 4872E	24/36/48	72	29-1/4	368	3,268
ET5PC* 4884E	24/36/48	84	29-1/4	394	3,398
ET5PC* 4896E	24/36/48	96	29-1/4	410	2,356
ET5PC* 5484E	30/42/54	84	29-1/4	400	3,590
ET5PC* 5496E	30/42/54	96	29-1/4	416	3,714

Specify L for Left, R for Right

24" deep x 48" wide return with 12"H mod panel supplied
36" diameter end with 10" diameter 1/2 cylinder and 24" return end
42" diameter end with 18" diameter 1/2 cylinder and 24" & 30" return ends
Full modesty panel on desk. Spacer between pedestals supplied.

NOTES: Full Height Pedestals have an unfinished top and back, plywood drawers
Cord Grommet in desk is standard
For units with different size returns, see Page T-11

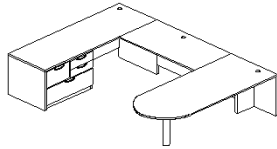
OPTIONS:

Code	Description	deduct per ped	(45)
VCD	16"D Black Vinyl Clad Drawers on Full Height Peds		
HWP	Continuous hardwood pull (see Options page for metal pulls)	per pull	35
CDL	Center Drawer-13dx18wx2h box size with 21" long laminate face - 15 lbs		98
CDH	Center Drawer-13dx18wx2h box size with 21" long hardwood face - 15 lbs		116
CDC	Center Drawer-black, w/compartments 18dx21w (for units over 20" deep)		75
LF	Locking Face		69
SK	Sliding Keyboard Tray, matching laminate (11dx26w) - 7 lbs		157
CG	Cord Grommet - 2-3/16" diameter, specify Left, Right or Center		38
SCG	Square Cord Grommet - 2" x 3-1/4"		61
AKT-1	Articulating Keyboard Tray, black plastic, knob adjusting (10-3/4dx20-1/4w)		183
AKT-2	Articulating Keyboard Tray, black metal, lift/tilt adjusting (10-1/2dx25w)		281
	Non-Standard Matte Laminate on Top Only (for quantities 6 or less)		add 40%



TUSCANY SERIES

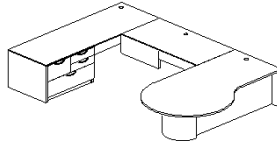
Model #		depth	width	height	weight	List Price
U-SHAPE WITH BULLET STYLE DESK						
UT4R* 0272E	Desk	30	72	29-1/8	440	2,804
	Bridge	24	48	29-1/8		
	Credenza	24	72	29-1/8		



*** Specify L for Left or R for Right return bridge**

Desk supplied with 4" diameter black powder coated steel cylinder
 12"H mod panel on bridge and credenza
 31"W multi-file ped with MW pulls

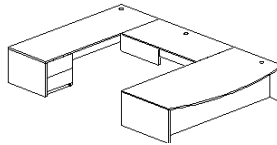
U-SHAPE WITH P-SHAPED DESK						
UT4P* 1472E	Desk	30/42	72	29-1/8	485	3,439
	Bridge	24	48	29-1/8		
	Credenza	24	72	29-1/8		



*** Specify L for Left or R for Right return bridge**

Desk supplied with 18" diameter 1/2 cylinder supplied in matching high pressure laminate
 12"H mod panel on bridge and credenza
 31"W multi-file ped with MW pulls

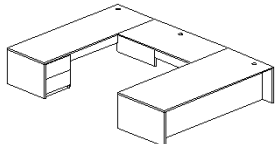
U-SHAPE WITH BOWED CONFERENCE FRONT DESK						
UT5B* 0872E	Desk	30/36	72	29-1/8	490	2,797
	Bridge	24	48	29-1/8		
	Credenza	24	72	29-1/8		



*** Specify L for Left or R for Right return bridge**

Box/Box/File pedestal with plywood drawers supplied in desk unit
 12"H mod panel on bridge and credenza

U-SHAPE WITH DESK						
UT5D* 0272E	Desk	30	72	29-1/8	490	2,560
	Bridge	24	48	29-1/8		
	Credenza	24	72	29-1/8		



*** Specify L for Left or R for Right return bridge**

Box/Box/File pedestal with plywood drawers supplied in desk unit
 12"H mod panel on bridge and credenza

NOTE: All Drawer Pedestals are supplied with unfinished backs, Plywood Drawers
 Full height modesty panets supplied on desks only where shown
 Cord Grommets are supplied, one (1) on each unit

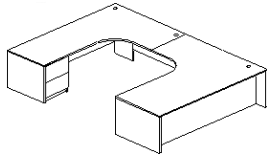
OPTIONS:

VCD	16"D Black Vinyl Clad Drawers on Full Height Peds	deduct per ped	(45)
HWP	Continuous hardwood pull (see Options page for metal pulls)	per pull	37
CDL	Center Drawer-13dx18wx2h box size with 21" long laminate face - 15 lbs		106
CDH	Center Drawer-13dx18wx2h box size with 21" long hardwood face - 15 lbs		125
CDC	Center Drawer-black, w/compartments 18dx21w (for units over 20" deep)		81
LF	Locking Face		75
SK	Sliding Keyboard Tray, matching laminate (11dx26w) - 7 lbs		170
CG	Cord Grommet - 2-3/16" diameter, specify Left, Right or Center		41
SCG	Square Cord Grommet - 2" x 3-1/4"		66
AKT-1	Articulating Keyboard Tray, black plastic, knob adjusting (10-3/4dx20-1/4w)		197
Non-Standard Matte Laminate on Entire Unit (for quantities 3 or less)			add 40%



TUSCANY SERIES

Model #	depth	width	height	weight	List Price
---------	-------	-------	--------	--------	------------

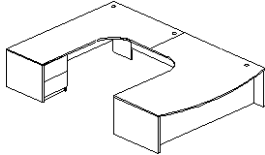


U-SHAPE WITH DESK AND CREDENZA, 12" INSIDE CURVES

Model #	Desk	depth	width	height	weight	List Price
UT5DC* 0272E	Desk	30/54	72	29-1/8	520	3,334
	Credenza	24/54	72	29-1/8		
UT5DC* 0284E	Desk	30/54	84	29-1/8	538	3,369
	Credenza	24/54	84	29-1/8		

*** Specify L for Left or R for Right**

12"H mod panel on bridge and credenza, 12"D end panels on bridge side, 3 cord grommets
 Seam between tops is unfinished and tight jointed
 Box/Box/File pedestal on desk, plywood drawers
 48" clearance between desk and credenza

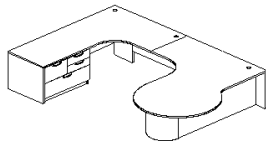


U-SHAPE WITH BOW FRONT DESK AND CREDENZA 12" INSIDE CURVES

Model #	Desk	depth	width	height	weight	List Price
UT5BC* 0872E	Desk	30/36/60	72	29-1/8	537	3,570
	Credenza	24/48	72	29-1/8		
UT5BC* 0884E	Desk	30/36/60	84	29-1/8	555	3,605
	Credenza	24/48	84	29-1/8		

*** Specify L for Left or R for Right**

12"H mod panel on bridge and credenza, 12"D end panels on bridge side, 3 cord grommets
 Seam between tops is unfinished and tight jointed
 Box/Box/File pedestal on desk, plywood drawers
 48" clearance between desk and credenza



U-SHAPE WITH P-SHAPED DESK AND CREDENZA 12" INSIDE CURVES

Model #	Desk	depth	width	height	weight	List Price
UT4PC* 1472E	Desk	30/42/60	72	29-1/8	580	4,106
	Credenza	24/54	72	29-1/8		
UT4PC* 1484E	Desk	30/42/60	84	29-1/8	598	4,150
	Credenza	24/54	84	29-1/8		

*** Specify L for Left or R for Right**

12"H mod panel on bridge and credenza, 12"D end panels on bridge side, 3 cord grommets
 Seam between tops is unfinished and tight jointed
 48" clearance between desk and credenza
 31" wide multi-file ped with MW pulls

NOTE: Tops are tight jointed together for a smooth surface

All Drawer Pedestals are supplied with unfinished backs, Plywood Drawers
 Full height modesty panels supplied on desks only where shown
 Optional full height modesty or end panels available for wall side and credenza
 48" wide clearance between desk and credenza

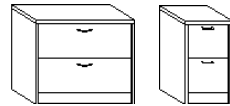
OPTIONS:

Code	Description	deduct per ped	(45)
VCD	16"D Black Vinyl Clad Drawers on Full Height Peds		
HWP	Continuous hardwood pull (see Options page for metal pulls)	per pull	37
FM	Full Modesty Panel		103
FE	Full width end panels on wall side (not 12")		0
CDL	Center Drawer-13dx18wx2h box size with 21" long laminate face - 15 lbs		106
CDH	Center Drawer-13dx18wx2h box size with 21" long hardwood face - 15 lbs		125
CDC	Center Drawer-black, w/compartments 18dx21w (for units over 20" deep)		81
LF	Locking Face		75
CG	Cord Grommet - 2-3/16" diameter, specify Left, Right or Center		41
SCG	Square Cord Grommet - 2" x 3-1/4"		66
	Non-Standard Matte Laminate on Entire Unit (for quantities 3 or less)		add 40%

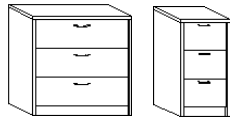


TUSCANY SERIES

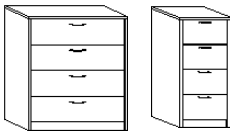
Model #	depth	width	height	weight	List Price Thin PVC Edge
LATERAL FILES, 2-DRAWER					
LT2N 241730	24	17	29-1/8	108	881
LT2N 243130	24	31-1/8	29-1/8	166	1,038
LT2N 243730	24	37-1/8	29-1/8	189	1,065
LT2N 244530	24	45	29-1/8	220	1,260



LATERAL FILES, 3-DRAWER					
LT3N 241742	24	17	41-1/2	140	1,011
LT3N 243142	24	31-1/8	41-1/2	215	1,169
LT3N 243742	24	37-1/8	41-1/2	249	1,208
LT3N 244542	24	45	41-1/2	292	1,512

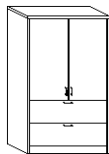


LATERAL FILES, 4-DRAWER					
LT4N 241754	24	17	53-1/2	152	1,239
LT4N 243154	24	31-1/8	53-1/2	264	1,481
LT4N 243754	24	37-1/8	53-1/2	309	1,697
LT4N 244554	24	45	53-1/2	364	2,028



LATERAL FILES, 2-DRAWER WITH SHELVES					
LT2N 243760	24	37-1/8	60-3/8	292	1,954
LT2N 243765	24	37-1/8	65-7/8	305	1,993
LT2N 243772	24	37-1/8	72-3/8	318	2,034

65"H units are same height as credenza/desk with hutch



LATERAL FILES, 2-DRAWER HINGED DOOR UPPER 2 ADJUSTABLE SHELVES					
LT2H 243760	24	31-1/8	60-3/8	296	2,159
LT2H 243765	24	37-1/8	65-7/8	307	2,199
LT2H 243772	24	37-1/4	72-3/8	322	2,239

65"H units are same height as credenza/desk with hutch

NOTE: Lateral files supplied with black metal pulls (MW), see Options page for other colors

Lateral File filing standard side-to-side on files up to 37-1/4" wide

Front to back filing (3 rows) standard on files 45" wide

Exposed material is thermofused melamine plastic laminate with 3mm woodedge

Exposed drawer face edges are laminated with thin PVC edge

Anti-tip mechanism is standard on all lateral files above

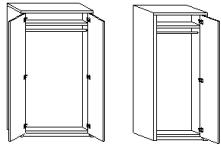
Lateral files are not designed to be used without file hanging rods

Warranty is void if lateral files are used without file hanging rods

OPTIONS:

UFB	Unfinished Back	deduct	(80)
VCD	16"D Black Vinyl Clad Drawers (available for 31" wide only)	deduct	(30)
HWP	Continuous hardwood pull (see Options page for metal pulls)	per pull	68
GL	Gang Lock (locks all drawers with a single key, 2 need on 44" wide)	each	169
FBF	Front to Back Filing (standard side-to-side)	per drawer	30
Non-Standard Matte Laminate on Entire Unit (for quantities 3 or less)			add 40%

TUSCANY SERIES



Model #	depth	width	height	weight	List Price
---------	-------	-------	--------	--------	------------

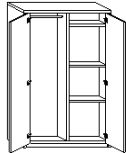
WARDROBE CABINET WITH SHELF AND POLE

BTJ* 241866	24	18	66-3/8	191	907
BTJN 243666	24	36	66-3/8	249	1,078

* Specify hinge location, L for left, R for right

Wardrobe with shelf above coat rod (6" clearance between top and shelf)

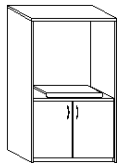
Black Masonite Back



WARDROBE CABINET WITH POLE AND ADJUSTABLE SHELVES

BTKN 243666	24	36	66-3/8	314	1,372
-------------	----	----	--------	-----	-------

Black Masonite Back



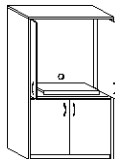
TV/VIDEO CABINET

BTDT 243666	24	36	66-3/8	230	1,257
-------------	----	----	--------	-----	-------

Open upper back with TV swivel

Hinged doors on lower section, with one adjustable shelf

Black Masonite Back



TV/VIDEO CABINET WITH POCKET DOORS

BTPT 243666	24	36	66-3/8	245	1,646
-------------	----	----	--------	-----	-------

Upper back with cord grommet, pocket doors, and TV swivel

Hinged doors on lower section, with one adjustable shelf

Black Masonite Back

NOTE: Hinged doors supplied with black metal wire pulls (MW), see Options page for other handles
All cabinets at 65-1/8"H are same height as credenza/desk with hutch

OPTIONS:

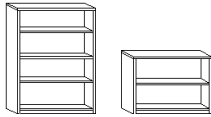
HWP	Continuous hardwood pull (30" to 48" door height)	per pull	62
HWP	Continuous hardwood pull (60" to 72" door height)	per pull	112
S	Extra Shelf - 13 lbs		71
HDL	Hinged Door Lock		68
FB	Finished Back (both sides)	add	25%
FBI	Finished Back (inside only)	add	15%
	Non-Standard Matte Laminate on Entire Unit (for quantities 3 or less)	add	40%



TUSCANY SERIES

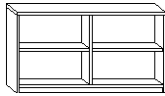
Model #	shelf	depth	width	height	weight	List Price
---------	-------	-------	-------	--------	--------	------------

Thin
PVC Edge



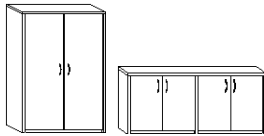
BOOKCASE WITH ADJUSTABLE SHELF

BTAN 123629	1	12	36	29-1/8	69	374
BTAN 123648	2	12	36	48-3/8	95	447
BTAN 123660	3	12	36	60-3/8	120	507
BTAN 123672	4	12	36	72-3/8	144	546
BTAN 123686	5	12	36	86-3/8	163	633
BTAN 163629	1	16	36	29-1/8	94	420
BTAN 163648	2	16	36	48-3/8	124	483
BTAN 163660	3	16	36	60-3/8	157	542
BTAN 163672	4	16	36	72-3/8	190	594
BTAN 163686	5	16	36	86-3/8	223	693



BOOKCASE, DOUBLE WIDTH WITH ADJUSTABLE SHELVES

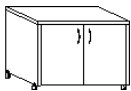
BTAN 126029	2	12	60	29-1/8	116	777
BTAN 127229	2	12	72	29-1/8	128	795
BTAN 126048	4	12	60	48-3/8	142	910
BTAN 127248	4	12	72	48-3/8	171	830
BTAN 166029	2	16	60	29-1/8	146	840
BTAN 167229	2	16	72	29-1/8	164	848
BTAN 166048	4	16	60	48-3/8	174	966
BTAN 167248	4	16	72	48-3/8	225	1,010



BOOKCASE, WITH HINGED DOORS

BTHN 163629	1	16	36	29-1/8	119	805
BTHN 163648	2	16	36	48-3/8	161	861
BTHN 163660	3	16	36	60-3/8	203	919
BTHN 163672	4	16	36	72-3/8	244	1,010
BTHN 166029	2	16	60	29-1/8	185	1,176
BTHN 167229	2	16	72	29-1/8	210	1,215
BTHN 166048	4	16	60	48-3/8	234	1,386
BTHN 167248	4	16	72	48-3/8	294	1,424

36" wide 60" & 72" wide
(Hinged Doors)



BOOKCASE, WITH HINGED DOORS ON CASTERS

BTHC 242429	1	24	24	29-1/8	119	976
BTHC 243029	1	24	30	29-1/8	136	976

Supplied with finished back and casters

NOTE: Material is 1-1/8" thermofused melamine laminate with 3mm hardwood woodedge
Standard bookcase backs are black masonite, see Options page for different backs
Hinged doors supplied with black metal pulls (MW), unless other metal pulls specified

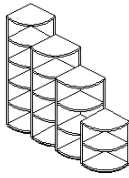
OPTIONS:

24" DE Change depth in model #		58
HWP Continuous hardwood pull (30" to 48" door height)	per pull	66
HWP Continuous hardwood pull (60" to 72" door height)	per pull	121
S Extra Shelf - 13 lbs		77
HDL Hinged Door Lock		73
FB Finished Back (both sides)		add 25%
FBI Finished Back (inside only)		add 15%
Non-Standard Matte Laminate on Entire Unit (for quantities 3 or less)		add 40%

TUSCANY SERIES

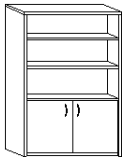
Model #	shelf	depth	width	height	weight	List Price
---------	-------	-------	-------	--------	--------	------------

Thin
PVC Edge



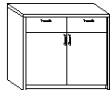
BOOKCASE, CORNER UNITS

BTCN 121229	1	12	12	29-1/8	48	498
BTCN 121248	2	12	12	48-3/8	61	563
BTCN 121260	3	12	12	60-3/8	74	693
BTCN 121272	4	12	12	72-3/8	87	762
BTCN 161629	1	16	16	29-1/8	60	565
BTCN 161648	2	16	16	48-3/8	76	630
BTCN 161660	3	16	16	60-3/8	92	759
BTCN 161672	4	16	16	72-3/8	109	828

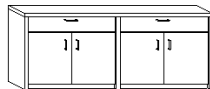


BOOKCASE, SHELVES ABOVE, HINGED DOORS BELOW

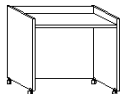
BTDN 163660	2	16	36	60-3/8	177	890
BTDN 163672	3	16	36	72-3/8	210	990
BTDN 163686	4	16	36	86-3/8	243	1,065



BOOKCASE, WITH HINGED DOORS AND BOX DRAWER



BT2N 213629	1	21	36	29-1/8	145	1,031
BT2N 214829	1	21	48	29-1/8	176	1,096
BT2N 216029	2	21	60	29-1/8	228	1,283
BT2N 217229	2	21	72	29-1/8	280	1,390
BT2N 213636	1	21	36	36-3/8	166	1,066
BT2N 214836	1	21	48	36-3/8	177	1,131
BT2N 216036	2	21	60	36-3/8	197	1,318
BT2N 217236	2	21	72	36-3/8	230	1,425



MOBILE COFFEE CART

BTDC243639	1	24	36	36/39	202	607
------------	---	----	----	-------	-----	-----

3"H Galley Rail

NOTE: Material is 1-1/8" thermofused melamine plastic laminate with 3mm woodedge
Standard bookcase backs are black masonite, see Options page for different back
Hinged doors supplied with black metal pulls (MW), unless other metal pulls specified

OPTIONS:

HWP	Continuous hardwood pull (see Options page for metal pulls)	per pull	66
S	Extra Shelf - 13 lbs		77
HDL	Hinged Door Lock		73
FB	Finished Back (both sides)		add 25%
FBI	Finished Back (inside only)		add 15%
	Non-Standard Matte Laminate on Entire Unit (for quantities 3 or less)		add 40%